

PRODUCT CODE 6721

Tractor Sparc

Asian Paints Tractor Sparc economy emulsion is an interior paint that provides value for money to a Distemper customer. It gives a smooth finish to your walls.



WATER BASED

asianpaints

LEAD FREE*GUARANTEE

* All Asian Paints products contain no added Lead, Mercury, Arsenic or Chromium from April 2008.

PRODUCT BENEFITS

Perfect Economy Emulsion

Tractor Sparc Economy Emulsion is the easiest way to upgrade from distempers. It offers finish of a plastic paint at a cost very near to distemper. It gives a coverage higher than Distemper, hence requiring less material. It also lasts for at least 2-3 years, so you don't have to paint that often.

Smooth finish

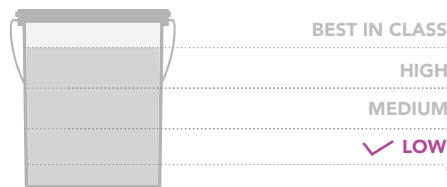
Tractor Sparc offers your walls a smooth emulsion finish, making it an ideal value for money paint.

Colour

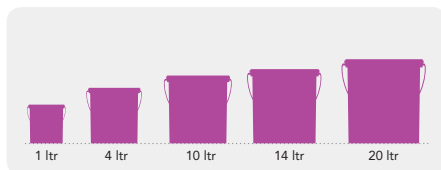
Tractor Sparc offers a wide range of 850+ shades to select from. This gives you freedom to choose your favourite colours.

PRODUCT FEATURES

WASHABILITY



AVAILABLE PACKS

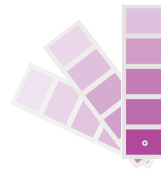


Shelf life: 3 years from date of manufacture in original tightly closed containers away from direct sunlight and excessive heat.

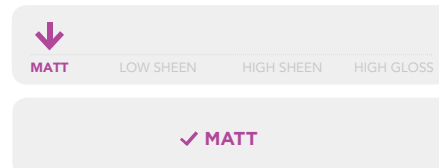
COLOURS AVAILABLE

850+*

*Currently available in more than 850 shades as per the Asian Paints Colour Spectra.



FINISH



COVERAGE

On normal masonry surface after brushing



** Coverage : when applied as per recommended process in PIS. Actual coverage may vary from the quoted value due to factors such as method and condition of application and surface roughness and porosity.

HOW TO APPLY

PRE PAINTING STEPS



PLASTER New masonry surfaces must be allowed to cure completely. It is recommended to allow 28 days as the curing time for new masonry surfaces.



CLEANING Surface should be free from any loose paint, dust or grease. Growths of fungus, algae or moss should be removed by wire brushing and water. In case of areas having excessive dampness use Asian Paints DampBlock to limit further dampness.



FILLING FOR CRACKS For filling cracks upto 3mm use Asian Paints SmartCare Exterior Sealer.



FILLING FOR HOLES & DENTS In case of dents and holes use Asian Paints Acrylic Wall Putty or white cement and fine sand in the ratio 1:3

For interior surfaces or substrates that are subjected to continuous seepage or dampness, kindly use Asian Paints SmartCare Damp Block before the top coat application.

PAINT APPLICATION PROCESS

APPLICATION	CODE	THINNER	DILUTION %	APPLICATION VISCOSITY ¹	RECOATING PERIOD
STEP 1 SANDING SAND THE SURFACE WITH SAND PAPER 180 AND WIPE CLEAN					
0359	MTO*	BRUSH / ROLLER 8 - 10 SPRAY 15 - 20	BRUSH / ROLLER 30 - 40 SPRAY 20 - 25	6 - 8 HRS	
0360	WATER	80% - 100 %	BRUSH / ROLLER 30 - 40 SPRAY 20 - 25	4 - 6 HRS	
STEP 2 DECOPRIME CEMENT PRIMER (ST) / DECOPRIME CEMENT PRIMER (WT) BRUSH / ROLLER / SPRAY					
STEP 3 ACRYLIC WALL PUTTY PUTTY KNIFE					
STEP 4 SANDING SAND THE SURFACE WITH SAND PAPER 180 AND WIPE CLEAN					
0359	MTO*	BRUSH / ROLLER 8 - 10 SPRAY 15 - 20	BRUSH / ROLLER 30 - 40 SPRAY 20 - 25	6 - 8 HRS	
0360	WATER	80% - 100 %	BRUSH / ROLLER 30 - 40 SPRAY 20 - 25	4 - 6 HRS	
STEP 5 DECOPRIME CEMENT PRIMER (ST) / DECOPRIME CEMENT PRIMER (WT) BRUSH / ROLLER / SPRAY					
STEP 6 SANDING SAND THE SURFACE WITH SAND PAPER 180 AND WIPE CLEAN					
6721	WATER	BRUSH / ROLLER 40 - 45 SPRAY 50 - 60	BRUSH / ROLLER 65 - 75 SPRAY 40 - 45	4 HRS	
6721	WATER	BRUSH / ROLLER 40 - 45 SPRAY 50 - 60	BRUSH / ROLLER 65 - 75 SPRAY 40 - 50	4 HRS	

1. As measured through a Ford cup.
2. Recoat period is quoted for 25°C and 50% Relative Humidity, these may vary under different conditions.
* Mineral Turpentine Oil

HOW TO CHOOSE COLOURS

Browse through Asian Paints colour tools to help you find the right colour combination


COLOUR SPECTRA FAN DECK*



TRACTOR EMULSION SHADE CARD



GRIHAKALA BOOK– Offers a wide variety of colour combinations along with a range of new stencils



*These shades are for reference only. Please refer to the Colour Spectra or Colour Palette for correct shade reference

ADDITIONAL INFORMATION

TECHNICAL DETAILS

- a. **Drying time:** Surface dry time 30 min
- b. **Sheen levels:** 2 - 5 at 60 deg GH
- c. **Flash point IS101/1987 Part 1, Sec 6:** NA
- d. **Stability of thinned paint:** To be used within 24 hours

PRECAUTIONS

- > Do not apply when ambient temperature is less than 10°C or if the temperature might drop to this level within 4 hrs of application.
- > Do not over-thin or over-extend the brush.
- > Tint using Asian Paints machine colourants only
- > Stir well and strain before use.
- > Tinted paints need thorough shaking immediately after tinter addition as well as before use.

SAFETY FEATURES

- > Kindly refer to the MSDS for Asian Paints Tractor Sparc which gives detailed information on safety measures while handling the paint, which is available on request.
- > Store the container with the lid tightly closed in an upright position, in a cool, dry place
- > Keep out of reach of children and away from eatables.
- > May be harmful if swallowed. In case of ingestion seek immediate medical attention.
- > Wear eye protection during application. In case of contact with eyes, rinse immediately with plenty of water and seek medical advice.
- > In case of skin contact immediately wash skin with soap and plenty of water. Get medical attention if irritation develops or persists.
- > Do not breathe vapour or spray. It is recommended to wear suitable nose pad during sanding and surface preparation to avoid dust inhalation.
- > Do not pour leftover paint down the drain or in water courses.
- > In the event of spills, contain spillage using sand or earth.
- > No added Lead, Mercury or Chromium compounds.