

PRODUCT CODE 0125

## Royale Lustre

Asian Paints Royale Lustre provides a very tough and durable finish to your walls. When applied with a roller, it imparts a characteristic Dana pattern on to the wall.

### PRODUCT BENEFITS

#### Enhanced durability

Royale Lustre ensures the paint film lasts far longer than regular emulsions.

#### Rich Sheen finish with a distinct Dana pattern

Royale Lustre offers a rich satin shimmer to your walls that enhances the interiors of your home. The unique dana pattern, offers a finish that is unmatched by any other product. A choice of over 1750 colours ensures that you are always spoilt for choice.

#### Enhanced stain resistance

The Teflon Surface Protector has enhanced stain resistance that protects your walls from all kinds of stains. The paint film works to prevent stains from

penetrating the surface and ensures easy cleanability. Even the toughest of household stains like turmeric and ink, are reduced to a large extent, while all water based stains like tea, coffee, etc are completely removed.

#### Anti-fungal shield

This is designed to prevent any kind of fungal growth on walls

#### Anti-yellowing, less odour and irritation in eyes

Royale Lustre is a water-based paint that protects your walls from yellowing. It has less odour and since it uses only water as a solvent, it causes almost no irritation during painting.



WATER BASED

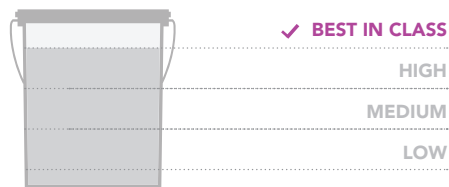
asianpaints

LEAD FREE\* GUARANTEE

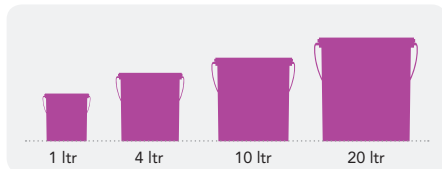
\*All Asian Paints products contain no added Lead, Mercury, Arsenic or Chromium from April 2008.

### PRODUCT FEATURES

#### WASHABILITY



#### AVAILABLE PACKS




Shelf life: 3 years from date of manufacture in original tightly closed containers away from direct sunlight and excessive heat.

#### COLOURS AVAILABLE

1750+\*

\*Currently available in more than 1750 shades as per the Asian Paints Colour Spectra.



#### FINISH



Refer to sheen levels in technical details

#### COVERAGE

On smooth primed masonry surface by brushing followed by rolling with Honey comb roller or Felt Roller

**1 COAT**  
7 - 8  
sq. m./ltr\*\*

**2 COATS**  
4 - 4.6  
sq. m./ltr\*\*

On smooth primed masonry surface by brushing followed by rolling with Sponge Roller


**1 COAT**  
13 - 15  
sq. m./ltr\*\*

**2 COATS**  
8 - 10  
sq. m./ltr\*\*

\*\*Actual coverage may vary from the quoted coverage due to factors such as method and condition of application and surface roughness and porosity.

### HOW TO APPLY

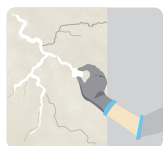
#### PRE PAINTING STEPS



**PLASTER** New masonry surfaces must be allowed to cure completely. It is recommended to allow 28 days as the curing time for new masonry surfaces.



**CLEANING** Surface should be free from any loose paint, dust or grease. Growths of fungus, algae or moss should be removed by wire brushing and water. In case of areas having excessive dampness use Asian Paints DampBlock to limit further dampness. When the underlying surface exhibits chalkiness, in spite of thorough surface cleaning, use Asian Paints Exterior Sealer.



**FILLING FOR CRACKS** For filling cracks upto 3mm use Asian Paints SmartCare Exterior Sealer.



**FILLING FOR HOLES & DENTS** In case of dents and holes use Asian Paints Acrylic Wall Putty or white cement and fine sand in the ratio 1:3

**For interior surfaces or substrates that are subjected to continuous seepage or dampness, kindly use Asian Paints SmartCare Damp Block before the top coat application.**

#### PAINT APPLICATION PROCESS

APPLICATION	CODE	THINNER	DILUTION %	APPLICATION VISCOSITY <sup>1</sup>	RECOATING PERIOD
STEP 1 SANDING SAND THE SURFACE WITH SAND PAPER 180 AND WIPE CLEAN					
STEP 2 DECOPRIME ST PRIMER/ ROYALE WALL BASECOAT BRUSH	0359	MTO/ WATER	BRUSH 8 - 10/BRUSH & ROLLER 50 - 60	BRUSH 30 - 40	6 - 8 HRS
STEP 3 ACRYLIC WALL PUTTY PUTTY KNIFE	1354	WATER	AS PER REQUIREMENT	N/A	4 - 6 HRS
STEP 4 SANDING SAND THE SURFACE WITH SAND PAPER 180 AND WIPE CLEAN					
STEP 5 FOR DANA PATTERN UNDERCOAT APPLICATION Mix Decoprime Wall Primer (ST) and Premium Gloss/Gattu/Utsav Enamel White in a 1:1 ratio by volume. Apply with brush and allow it to dry for 6-8 hours. Sand lightly with Sand Paper 400					
STEP 5 FOR SMOOTH FINISH ** DECOPRIME ST PRIMER/ ROYALE WALL BASECOAT BRUSH	0359	MTO/ WATER	BRUSH 8 - 10/BRUSH & ROLLER 50 - 60	BRUSH 30 - 40	6 - 8 HRS
STEP 6 SANDING LIGHT SAND THE SURFACE WITH SAND PAPER 320 AND WIPE CLEAN					
STEP 7 & 8 - OPTION 1 INCREASE OF GRAIN FINISH** FIRST & SECOND COAT ROYALE LUSTRE BRUSH / ROLLER	0125	NA	NA	APPLICATION AT SUPPLY VISCOSITY	4 - 6 HRS
STEP 7 & 8 - OPTION 2 INCREASE OF SMOOTH FINISH** FIRST & SECOND COAT ROYALE LUSTRE BRUSH / ROLLER	0125	WATER	BRUSH 20 - 30 ROLLER 20 - 30	BRUSH 30 - 40 ROLLER 30 - 40	4 HRS

1. As measured through a Ford cup. 2. Recoat period is quoted for 25°C and 50% Relative Humidity, these may vary under different conditions. \*\*Mineral Turpentine Oil. \*\* Fine pattern of roller will be retained depending on type of roller used.

## HOW TO CHOOSE COLOURS

Browse through Asian Paints colour tools to help you find the right colour combination

COLOUR SPECTRA FAN DECK\*



INTERIOR COLOUR COMBINATIONS GUIDE



ROYALE SHADE CARD



ROYALE BOOK OF COLOURS



\*These shades are for reference only. Please refer to the Colour Spectra or Colour Palette for correct shade reference

## ADDITIONAL INFORMATION

### VOC CONTENT



**LOW VOC  
CONTENT**

Royale Lustre, being water based, has lower VOC levels than solvent based Lustre.

### POST PAINTING CARE

For the best performance of the paint, ensure proper washing and cleaning of all algal and fungal growth, if any, at regular intervals of six months.

### TECHNICAL DETAILS

- a. Drying time:** Surface dry time 30 min
- b. Sheen levels:** 40-70 at 85 deg GH
- c. Flash point IS101/1987 Part 1, Sec 6:** NA
- d. Stability of thinned paint:** To be used within 24 hours

### PRECAUTIONS

- > Do not apply when ambient temperature is less than 10°C or if the temperature might drop to this level within 4 hours of application.
- > Do not over-thin or over-extend the brush.
- > Tint using Asian Paints machine colourants only
- > Stir well and strain before use.
- > Tinted paints need thorough shaking immediately after tinter addition as well as before use.

### SAFETY FEATURES

- > Kindly refer to the MSDS for Asian Paints Royale Lustre which gives detailed information on safety measures while handling the paint, which is available on request.
- > Store the container with the lid tightly closed in an upright position, in a cool, dry place
- > Keep out of reach of children and away from eatables.
- > May be harmful if swallowed. In case of ingestion seek immediate medical attention.
- > Wear eye protection during application. In case of contact with eyes, rinse immediately with plenty of water and seek medical advice.
- > In case of skin contact immediately wash skin with soap and plenty of water. Get medical attention if irritation develops or persists.
- > Do not breathe vapour or spray. It is recommended to wear suitable nose pad during sanding and surface preparation to avoid dust inhalation.
- > Do not pour leftover paint down the drain or in water courses.
- > In the event of spills, contain spillage using sand or earth.
- > No added Lead, Mercury or Chromium compounds.