

PRODUCT CODE 6782

Royale Advanced Luxury Emulsion

Asian Paints Royale Advanced Luxury Emulsion is an exquisite emulsion paint that provides a luxurious finish and a silky glowing appearance to your walls.

PRODUCT BENEFITS

Green Assure

The promise of Green Assure from Asian Paints, implies that this product conforms to strict international environmental and safety standards. Low VOC standards and the absence of any harmful chemical results in very low odour.

Advanced Stain resistance

Advanced Stain resistance fortifies your walls against tough stains and increases durability. This enhanced stain resistance protects your walls from all kinds of stains. The toughest household stains like turmeric and ink are reduced to a large extent, while water based stain like tea, coffee, etc. are completely removed.

Advanced Sheen

Smooth Advanced Sheen finish offers an enhanced radiance on the walls making your home more attractive.

Anti-Bacterial and Anti-Fungal Shield

Royale Advanced Luxury Emulsion is designed to prevent fungal growth on walls. It also offers a unique anti-bacterial shield that kills $\geq 99\%$ of microorganisms as per Japanese Industrial Standard Z - 2801.

Releases Fragrance

Royale Advanced Luxury Emulsion emits a soothing fresh fragrance.



WATER BASED

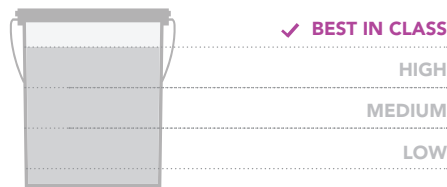
asianpaints

LEAD FREE* GUARANTEE

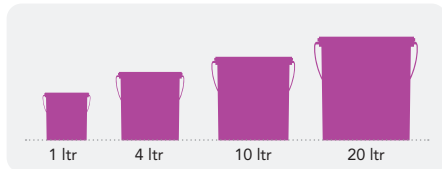
* All Asian Paints products contain no added Lead, Mercury, Arsenic or Chromium from April 2008.

PRODUCT FEATURES

WASHABILITY




AVAILABLE PACKS



Shelf life: 3 years from date of manufacture in original tightly closed containers away from direct sunlight and excessive heat.

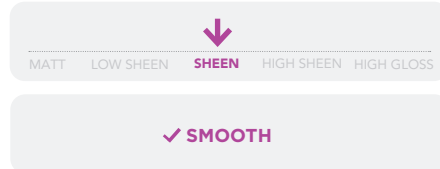
COLOURS AVAILABLE

2200+*




*Currently available in more than 2200 shades as per Asian Paints Colour Cosmos.

FINISH



Refer to sheen levels in technical details


COVERAGE



**Actual coverage may vary from the quoted coverage due to factors such as method and condition of application and surface roughness and porosity.

HOW TO APPLY

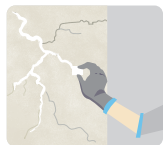
PRE PAINTING STEPS



PLASTER New masonry surfaces must be allowed to cure completely. It is recommended to allow 28 days as the curing time for new masonry surfaces.



CLEANING Surface should be free from any loose paint, dust or grease. Growths of fungus, algae or moss should be removed by wire brushing and water. In case of areas having excessive dampness use Asian Paints DampBlock to limit further dampness. When the underlying surface exhibits chalkiness, in spite of thorough surface cleaning, use Asian Paints Exterior Sealer.



FILLING FOR CRACKS For filling cracks upto 3mm use Asian Paints Crack Seal.



FILLING FOR HOLES & DENTS In case of dents and holes use Asian Paints Acrylic Wall Putty or white cement and fine sand in the ratio 1:3.

For interior surfaces or substrates that are subjected to continuous seepage or dampness, kindly use Asian Paints SmartCare Damp Block before the top coat application.

PAINT APPLICATION PROCESS

APPLICATION	CODE	THINNER	DILUTION %	APPLICATION VISCOSITY ¹	RECOATING PERIOD
STEP 1 SANDING					
SAND THE SURFACE WITH SAND PAPER 180 AND WIPE CLEAN					
0359		MTO*	BRUSH / ROLLER 8 - 10 SPRAY 15 - 20	BRUSH / ROLLER 30 - 40 SPRAY 20 - 25	6 - 8 HOURS
0360		WATER	80% - 100 %	BRUSH / ROLLER 30 - 40 SPRAY 20 - 25	4 - 6 HOURS
STEP 2 DECOPRIME CEMENT PRIMER (ST)/ DECOPRIME CEMENT PRIMER (WT) BRUSH/ROLLER/SPRAY					
STEP 3 ACRYLIC WALL PUTTY PUTTY KNIFE					
1354		WATER	BASED ON REQUIREMENT	N/A	4 - 6 HOURS
STEP 4 SANDING					
SAND THE SURFACE WITH SAND PAPER 180 AND WIPE CLEAN					
0359		MTO*	BRUSH / ROLLER 8 - 10 SPRAY 15 - 20	BRUSH / ROLLER 30 - 40 SPRAY 20 - 25	6 - 8 HOURS
0360		WATER	80% - 100 %	BRUSH / ROLLER 30 - 40 SPRAY 20 - 25	4 - 6 HOURS
STEP 5 DECOPRIME CEMENT PRIMER (ST)/ DECOPRIME CEMENT PRIMER (WT) BRUSH/ROLLER/SPRAY					
STEP 6 SANDING					
SAND THE SURFACE WITH SAND PAPER 180 AND WIPE CLEAN					
6782		WATER	BRUSH / ROLLER 40 - 45 SPRAY 65	BRUSH / ROLLER 30 - 35 SPRAY 22 - 25	3 - 4 HOURS
6782		WATER	BRUSH / ROLLER 40 - 45 SPRAY 65	BRUSH / ROLLER 30 - 35 SPRAY 22 - 25	3 - 4 HOURS
STEP 7 FIRST COAT ROYALE ADVANCED LUXURY EMULSION BRUSH/ROLLER/SPRAY					
STEP 8 SECOND COAT ROYALE ADVANCED LUXURY EMULSION BRUSH/ROLLER/SPRAY					

(1). As measured through a Ford cup. (2). Recoat period is quoted for 25°C and 50% Relative Humidity, these may vary under different conditions. *Mineral Turpentine Oil.

HOW TO CHOOSE COLOURS

Browse through Asian Paints colour tools to help you find the right colour combination

COLOUR SPECTRA FAN DECK*



INTERIOR COLOUR COMBINATIONS GUIDE



ROYALE BOOK OF COLOURS



ROYALE SHYNE SHADE CARD



*These shades are for reference only. Please refer to the Colour Spectra or Colour Palette for correct shade reference.

ADDITIONAL INFORMATION

VOC CONTENT



LOW VOC CONTENT

Asian Paints Royale Advanced Luxury Emulsion meets the LEEDS VOC criteria as per Indian Green Building Council version 1.0 as tested at Shriram Institute for Industrial Research. Tested for Royale Luxury White (shade code 0908)

PRECAUTIONS

- > Do not apply when ambient temperature is less than 10°C or if the temperature might drop to this level within 4 hours of application.
- > Do not over-thin or over-extend the brush.
- > Tint using Asian Paints machine colourants only.
- > Stir well and strain before use.
- > Tinted paints need thorough shaking immediately after tinter addition as well as before use.

POST PAINTING CARE

- > The Golden rule for removing any wall stains is that one should remove it immediately.
- > Remove all dirt using a clean cloth or duster. Always remove dirt from top to bottom, this helps in avoiding loose dirt to smudge the walls.
- > For regular household stains like pencil, tea, coffee, crayons etc, use 5% soap/detergent solution. Use a sponge to remove the stains.
- > In case of tough stains like turmeric, sketch pen, use a mild detergent solution (e.g Pril, Vim Liquid etc) for cleaning the stains.

SAFETY FEATURES

- > Kindly refer to the MSDS for Asian Paints Royale Advanced Luxury Emulsion which gives detailed information on safety measures while handling the paint, which is available on request.
- > Store the container with the lid tightly closed in an upright position, in a cool, dry place
- > Keep out of reach of children and away from eatables.
- > May be harmful if swallowed. In case of ingestion seek immediate medical attention.
- > Wear eye protection during application. In case of contact with eyes, rinse immediately with plenty of water and seek medical advice.
- > In case of skin contact immediately wash skin with soap and plenty of water. Get medical attention if irritation develops or persists.
- > Do not breathe vapour or spray. It is recommended to wear suitable nose pad during sanding and surface preparation to avoid dust inhalation.
- > Do not pour leftover paint down the drain or in water courses.
- > In the event of spills, contain spillage using sand or earth.
- > No added Lead, Mercury or Chromium compounds.

TECHNICAL DETAILS

- a. Drying time:** Surface dry time 30 minutes
- b. Sheen levels:** 8 - 14 at 60°GH
- c. Flash point IS101/1987 Part 1, Sec 6:** NA
- d. Stability of thinned paint:** To be used within 24 hours