







PRODUCT CODE 5492

## Apex Createx - Scratch Finish

Asian Paints Apex Createx - Scratch Finish is a textured finish comprising of high quality exterior durable acrylic modified resin with special quality dolomite texturizing sands which is designed as intermediate coating. Its unique textured pattern has a distinctive appeal which can be used for interior and exterior surface.



### PRODUCT BENEFITS


-  **Hides Cracks**  
It hides surface undulations and fine cracks
-  **UV Resistance**  
It has excellent UV resistance and adhesion
-  **Anti-algal**  
Resists fungus and algal growth, when applied as a system with the recommended top coat
-  **Tough Textured**  
The tough textured finish lasts for long and ensures low maintenance
-  **Releases Trapped Moisture**  
It releases trapped moisture both from paint surface as well as the substrate
-  **Plaster Protection**  
It increases the life of the plaster by protecting it from wind driven rain

 **LEAD FREE\* GUARANTEE** 

\* All Asian Paints products contain no added Lead, Mercury, Arsenic or Chromium from April 2008.

### PRODUCT FEATURES

#### FINISH



Tough Texture: Lasts long and ensures low maintenance

#### COLOURS AVAILABLE

**1500+\***



\*Apex / Apex Ultima / Apex Ultima Metallic needs to be applied as a topcoat.

#### AVAILABLE PACKS



Shelf life: 1 year from date of manufacture in original tightly closed containers away from direct sunlight and excessive heat.

#### COVERAGE

For Crosstex variant, on normal masonry surface by a trowel or spatula to obtain an even coating of ~ 2 mm



**1 COAT**

0.23-0.27 sq.m/kg\*\*

For White variant, on normal masonry surface by a trowel or spatula to obtain an even coating of ~ 1.5 mm



**1 COAT**

0.27- 0.37 sq.m/kg\*\*

\*\*Actual coverage may vary from the quoted coverage due to factors such as method and condition of application and surface roughness and porosity.

### HOW TO APPLY

#### PRE PAINTING STEPS



**PLASTER** New masonry surfaces must be allowed to cure completely. It is recommended to allow 28 days as the curing time for new masonry surfaces.



**CLEANING** Surface should be free from any loose paint, dust or grease. Growths of fungus, algae or moss should be removed by wire brushing and water. In case of areas having excessive dampness use Asian Paints SmartCare DampBlock to limit further dampness. When the underlying surface exhibits chalkiness, in spite of thorough surface cleaning, use Asian Paints SmartCare Exterior Sealer.



**FILLING FOR CRACKS** For filling cracks upto 3mm use Asian Paints SmartCare Crack Seal.



**FILLING FOR HOLES & DENTS** In case of dents and holes use Asian Paints TruCare Wall Putty or white cement and fine sand in the ratio 1:3.

**Apex Createx - Scratch Finish should not be applied on surfaces / substrates that are subjected to continuous seepage or dampness.**

#### PAINT APPLICATION PROCESS

APPLICATION	PRODUCT CODE	THINNER	DILUTION % (BY VOLUME)	APPLICATION <sup>1</sup> VISCOSITY (SEC)	RECOATING PERIOD <sup>2</sup> (HOURS)
STEP 1 ASIAN PAINTS TRUCARE WALL PUTTY (OPTIONAL)	0079	WATER	BASED ON REQUIREMENT TO FORM PASTE	PASTE FORM	4 HRS
STEP 2 ASIAN PAINTS TRUCARE EXTERIOR WALL PRIMER BRUSH / SPRAY / ROLLER	0065	WATER	BRUSH 90 - 110 SPRAY 40 - 45 ROLLER 90 - 110	BRUSH 15 - 18 SPRAY 33	4 HRS
HORIZONTAL SURFACES LIKE TOP OF WINDOWS, LEDGES SHOULD BE PAINTED WITH 3 COATS OF APEX ULTIMA FOR GREATER PROTECTION					
APPLICATION OF PRIMER IS MANDATORY ONLY FOR RE-PAINTING SURFACES					
STEP 3 ASIAN PAINTS APEX CREATEX - SCRATCH FINISH TROWEL	5492	N/A	NOT RECOMMENDED	N/A	12 - 16 HRS
STEP 4 2 - 3 COATS ASIAN PAINTS APEX ULTIMA/APEX BRUSH / SPRAY / ROLLER	0068 0012	WATER	BRUSH MAX 40 SPRAY MAX 40 ROLLER MAX 40	BRUSH 25 - 35 SPRAY 25 - 35	4 - 6 HRS

1. As measured through a Ford cup.  
2. Recoat period is quoted for 25°C and 50% Relative Humidity, these may vary under different conditions.  
3. Some shades may require 3 coats for proper hiding.


## HOW TO CHOOSE COLOURS

Browse through Asian Paints colour tools to help you find the right colour combination

COLOUR COSMOS FAN DECK\*



BOOK OF COLOURS  
(FOR EXTERIORS)



APEX CREATEX  
TEXTURES FOR EXTERIOR SPACES



\*These shades are for reference only. Please refer to the Colour Spectra, Colour Cosmos or Colour Palette for correct shade reference

## ADDITIONAL INFORMATION

### VOC CONTENT



**LOW VOC  
CONTENT**

Asian Paints Apex Createx – Scratch Finish meets the LEEDS VOC criteria as per Indian Green Building Council version 1.0 as tested at Shiram Institute for Industrial Research. Tested for Apex Createx – Scratch Finish (shade code 0908)

### POST PAINTING CARE

For the best performance of the paint, ensure proper washing and cleaning of all algal and fungal growth, if any, at regular intervals of six months.

### TECHNICAL DETAILS

- a. **Drying time:** Surface dry time 30 - 60 min
- b. **Flash point IS101/1987 Part 1, Sec 6:** NA

### PRECAUTIONS

- Do not apply when ambient temperature is less than 10°C or if the temperature might drop to this level within 4 hours of application.
- Use of Universal Stainers or colourants is not recommended.
- Thinning is not advisable.
- Do not keep material open for a long time.
- Product cannot be applied on surfaces/substrates that are subjected to continuous seepage or dampness.
- Stir well before use.

### SAFETY FEATURES

- Kindly refer to the MSDS for Asian Paints Apex Createx – Scratch Finish which gives detailed information on safety measures while handling the paint, which is available on request.
- Store the container with the lid tightly closed in an upright position, in a cool, dry place
- Keep out of reach of children and away from eatables.
- May be harmful if swallowed. In case of ingestion seek immediate medical attention.
- Wear eye protection during application. In case of contact with eyes, rinse immediately with plenty of water and seek medical advice.
- In case of skin contact immediately wash skin with soap and plenty of water. Get medical attention if irritation develops or persists.
- Do not breathe vapour or spray. It is recommended to wear suitable nose pad during sanding and surface preparation to avoid dust inhalation.
- Do not pour leftover paint down the drain or in water courses.
- In the event of spills, contain spillage using sand or earth.
- No added Lead, Mercury or Chromium compounds.