

PRODUCT CODE 1038, 1039, 1042

WoodTech Aquadur PU for Interior

Asian Paints WoodTech Aquadur PU is a water based Polyurethane clear coating, which offers excellent smooth finish.



WATER BASED

PRODUCT BENEFITS

Easy Application

WoodTech Aquadur PU can be applied with a brush and roller, making it far easier to apply than conventional PU, which is always spray painted.

Child Safe

WoodTech Aquadur PU has very low toxic metal content and is EN 71.3 compliant for low metal toxicity, which also makes it a child safe product.

Non-Yellowing

WT Aquadur exterior pu provides excellent non yellowing film to your wooden furniture.

Low VOC and Odour

WoodTech Aquadur PU surpasses European standards for low VOC and is virtually odourless, making it a green product in the complete sense.

Quick Drying

Complete painting your furniture twice as fast with WoodTech Aquadur PU as compared to conventional PU.

PRODUCT FEATURES

DURABILITY



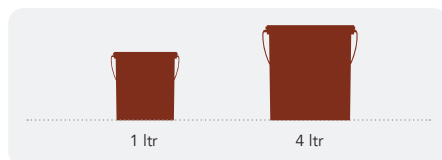
VERY HIGH
INTERIOR DURABILITY

✓ HIGH

MEDIUM

LOW

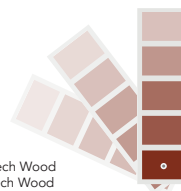
AVAILABLE PACKS



WoodTech Aquadur PU Interior Matt (1038) - 1 Ltr. and 4 Ltrs.
WoodTech Aquadur PU Interior Gloss (1039) - 1 Ltr. and 4 Ltrs.
WoodTech Aquadur PU Base Coat (1042) - 1 Ltr. and 4 Ltrs.

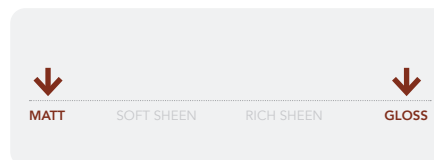
COLOURS AVAILABLE

Clear*



Range of 9 attractive Translucent WoodTech Wood Stains for Interiors & 6 Attractive WoodTech Wood Stains for Exteriors available to add/change colour.

FINISH



COVERAGE



1 COAT

9 - 11 sq. mtrs/ltr/coat**

On smooth sanded wooden surface by Spraying

11 - 13 sq. mtrs/ltr/coat**

On smooth sanded wooden surface by Brushing and Rolling

**Actual coverage may vary from the quoted coverage due to factors such as method and condition of application and surface roughness and porosity.

HOW TO APPLY

PRE PAINTING STEPS



CLEANING: Ensure wood to be coated is properly seasoned and all impurities are removed from the wood. Check and maintain moisture level in wood in the range of 10- 15%. Avoid higher moisture content in wood as it will lead to surface defects like popping, pinholes, and poor substrate wetting. Application area & surface must be free from dust, oil, grease, or foreign particles to prevent contamination. Compressor must be free from moisture and oil. Ensure good ventilation in application area.



SANDING: Sand the wooden surface along the grains using sand paper no. 180, and then 320 or 400. Wipe surface to clean off loose dust particles.



INSULATING: (Recommended) Apply 1-2 coats of WoodTech Epoxy Insulator to insulate from oil & resin from the wood, also it reduces absorption of a paint material on Plywood & MDF.



DENT FILLING: If the surface has dents, apply WoodTech Filler with a putty knife over the dented area.

PAINT APPLICATION PROCESS

| APPLICATION PROCESS FOR WOODEN SURFACE | CODE | THINNER | DILUTION % | APPLICATION VISCOSITY | RECOATING PERIOD |
|---|--|---------|------------------------------|--|------------------|
| STEP 1 WOODTECH AQUADUR CLEAR BASE COAT FIRST COAT SPRAY/BRUSH + ROLLER SPRAY | 1042 | WATER | SPRAY 5 - 15 BRUSH 5 - 15 | SPRAY 25 - 30 SECS BRUSH 25 - 30 SECS | 5 HOURS |
| STEP 2 SANDING | SAND THE SURFACE WITH SAND PAPER 320 OR 400 AND WIPE CLEAN | | | | |
| STEP 3 WOODTECH AQUADUR CLEAR BASE COAT SECOND COAT SPRAY/BRUSH + ROLLER SPRAY | 1042 | WATER | SPRAY 5 - 15 BRUSH 5 - 15 | SPRAY 25 - 30 SECS BRUSH 25 - 30 SECS | 5 HOURS |
| STEP 4 SANDING | SAND THE SURFACE WITH SAND PAPER 320 OR 400 AND WIPE CLEAN | | | | |
| STEP 5 WOODTECH AQUADUR PU INTERIOR MATT/GLLOSSY FIRST COAT SPRAY/BRUSH + ROLLER SPRAY | 1038/ 1039 | WATER | SPRAY 5 - 10 BRUSH 5 - 10 | SPRAY 30 - 35 SECS BRUSH 30 - 35 SECS | 5 HOURS |
| STEP 6 SANDING | SAND THE SURFACE WITH SAND PAPER 320 OR 400 AND WIPE CLEAN | | | | |
| STEP 7 WOODTECH AQUADUR PU INTERIOR MATT/GLLOSSY SECOND COAT SPRAY/BRUSH + ROLLER SPRAY | 1038/ 1039 | WATER | SPRAY 5 - 10 BRUSH 5 - 10 | SPRAY 30 - 35 SECS BRUSH 30 - 35 SECS | 5 HOURS |
| (APPLY THIRD COAT IF REQUIRED AFTER SANDING WITH SAND PAPER NO. 320 / 400 AND WIPE CLEAN) | | | | | |
| APPLICATION PROCESS FOR STONE SURFACE | CODE | THINNER | DILUTION % | APPLICATION VISCOSITY | RECOATING PERIOD |
| STEP 1 WOODTECH AQUADUR PU BARRIER COAT SPRAY/RAGGING | 6A06 | NA | NA | | 2 HOURS |
| STEP 2 WOODTECH AQUADUR PU INTERIOR MATT/GLLOSSY FIRST COAT SPRAY/BRUSH + ROLLER SPRAY | 1038/ 1039 | WATER | SPRAY 5 - 10 BRUSH 5 - 10 | SPRAY 30 - 35 SECS BRUSH 30 - 35 SECS | 5 HOURS |
| STEP 3 WOODTECH AQUADUR PU INTERIOR MATT/GLLOSSY SECOND COAT SPRAY/BRUSH + ROLLER SPRAY | 1038/ 1039 | WATER | SPRAY 5 - 10 BRUSH 5 - 10 | SPRAY 30 - 35 SECS BRUSH 30 - 35 SECS | 5 HOURS |

Note: (1.) If required, apply WoodTech Wood Stains for Interiors or WoodTech Wood Stains for Exteriors by ragging on sanded wooden surface and allow 30-120 minutes of drying time. (2.) Use only WoodTech Aquadur PU Basecoat for interior and exterior as sealer coat. Do not use any other product/material for sealing purpose. (3.) There is no maturation time. (4.) WoodTech Wood Stains

should not be mixed with WoodTech Aquadur PU basecoat. (5.) Mix Matt and Glossy finishes for desired level of sheen. (6.) WoodTech Aquadur PU basecoat must not be polluted with oil, varnish or the like and must not be sanded with steel wool between coats. (7.) Recoat period is quoted for 30°C and 75% relative humidity, these may vary under different conditions. (8.) Spraying air

pressure 2.2 to 2.8 Kgs/sq.cm. (9.) Viscosity as measured through a Ford cup B4 at 30°C. (10.) The containers should be tightly closed after use to avoid any moisture contamination with the liquid material.

HOW TO CHOOSE COLOURS

Browse through Asian Paints colour tools to help you find the right colour combination

WOODTECH WOOD STAIN
SHADE CARD



AQUADUR
CLEAR FOLDER



WOODTECH AQUADUR
WOOD STAIN SHADE CARD



WOODTECH TONES
SHADE CARD



The final shade will vary on the basis of the color of the veneer, no of coats applied and dilution of the wood stains.

ADDITIONAL INFORMATION

VOC CONTENT



Asian Paints Woodtech Aquadur PU Interior meets the LEEDS VOC criteria as per Indian Green Building Council version 1.0.

PRECAUTIONS

- For optimum performance, Asian Paints WoodTech Aquadur PU Interior must be applied at a temperature between 20°C and 40°C and humidity not above 75%.
- Do not over-thin and mix according to recommended ratios.
- Stir well and strain before use.
- For best performance, choose appropriate % of the thinner as per the climatic conditions. Choose slow drying thinner for application at higher temperature.

POST PAINTING CARE

For removing stains on tiles and metal surfaces, apply NC Thinner on the surface and wipe clean.

If stains are difficult to remove, scrapping can be done after applying NC thinner on the stained area.

Precautions need to be taken while spraying/brushing, like masking of adjoining areas with suitable material, as the stains may be difficult to remove if present on wood or coated wooden and wall surfaces.

SAFETY FEATURES

- Kindly refer to the MSDS for WoodTech Aquadur PU Basecoat, Gloss and Matt, which gives detailed information on safety measures while handling the paint.
- Store the product at ambient conditions in well ventilated locations and away from source of ignition and fire.
- Use protective equipment like rubber/polyurethane gloves, safety goggles/glasses, face mask while handling the paint.
- Avoid eye and skin contact. In both cases wash with soap and plenty of water. Get medical attention if irritation develops or persists.
- Do not inhale or ingest. In case of inhalation move to fresh air and seek medical attention if symptoms persist in both cases.
- Dispose in land filling. Do not dispose in any drain.
- No added Lead, Mercury or Chromium compounds.

TECHNICAL DETAILS

a. Drying Time: Touch to Dry 60 minutes,

Tack Free time 2 hours

b. Flash point: Not applicable

c. Stability of thinned paint: To be used within 24 hours

d. Shelf Life: 18 months from date of manufacture in original tightly closed container away from direct sunlight and extensive heat