


PRODUCT CODE 4164

WoodTech Insignia Soft Touch

Asian Paints Woodtech Insignia offers a range of special effect finishes, that help in elevating and transforming your spaces!



SOLVENT BASED

PRODUCT BENEFITS

Italian Lineage

Best in class Italian Special effect for Wood, concrete, metal and glass.

Wow Effect

Highlights the surface and augments the décor quotient.

High Degree Of Customization

Gives freedom to the customer to choose the look and experiment with colours.

Soft Touch

Available in soft & leather like texture.

PRODUCT FEATURES

DURABILITY



✓ **VERY HIGH INTERIOR DURABILITY**

HIGH

MEDIUM

LOW

COVERAGE

On smooth sanded Sealer Coated surface by Spraying



1 COAT

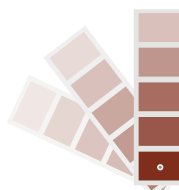
7 - 8 sq.mtr/ltr/coat**

**Actual coverage may vary from the quoted coverage due to factors such as method and condition of application and surface roughness and porosity.

COLOURS AVAILABLE

1600+*

The colour of the background can be chosen from 1600+ shades*



FINISH

SOFT/LEATHER

AVAILABLE PACKS



1 ltr

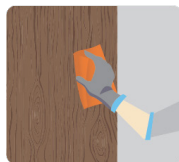
AP WT Insignia Soft Touch (4164)- 1 ltr

HOW TO APPLY

PRE PAINTING STEPS



CLEANING: Ensure wood to be coated is properly seasoned and all impurities are removed from the wood. Check and maintain moisture level in wood in the range of 10- 15%. Avoid higher moisture content in wood as it will lead to surface defects like popping, pinholes, and poor substrate wetting. Application area & surface must be free from dust, oil, grease, or foreign particles to prevent contamination. Compressor must be free from moisture and oil. Ensure good ventilation in application area.



SANDING: Sand the wooden surface along the grains using sand paper no.180, and then 320 or 400. Wipe surface to clean off loose dust particles.



INSULATING: (Recommended) Apply 1-2 coats of WoodTech Epoxy Insulator to insulate from oil & resin from the wood, also it reduces absorption of a paint material on Plywood & MDF.



DENT FILLING: If the surface has dents, apply WoodTech Filler with a putty knife over the dented area.

PAINT APPLICATION PROCESS

APPLICATION	PRODUCT CODE	THINNER	DILUTION % (BY VOL)	VISCOSITY (SEC)	RECOATING PERIOD (HRS)
STEP 1 WOODTECH EMPORIO PU WHITE SEALER FIRST COAT	1072 + 1073 IN 2:1	PU THINNER 1532 / 5442	SPRAY 15 - 30	SPRAY 14 - 17	3-4 HRS (SHOULD NOT EXCEED 72 HOURS)
OR	4168+ 1064+ 1065 IN 100:2:2	ACETONE	SPRAY 20 - 30	SPRAY 14 - 17	1-2 HRS (SHOULD NOT EXCEED 8 HOURS)
WOODTECH POLYESTER SEALER WHITE FIRST COAT					
SANDING	IN CASE OF EMPORIO PU WHITE SEALER SAND THE SURFACE WITH SAND PAPER 320 OR 400 AND WIPE CLEAN				
STEP 2 WOODTECH EMPORIO PU WHITE SEALER SECOND COAT	1072 + 1073 IN 2:1	PU THINNER 1532 / 5442	SPRAY 15 - 30	SPRAY 14 - 17	3-4 HRS (SHOULD NOT EXCEED 72 HOURS)
OR	4168+ 1064+ 1065 IN 100:2:2	ACETONE	SPRAY 20 - 30	SPRAY 14 - 17	1-2 HRS (SHOULD NOT EXCEED 8 HOURS)
WOODTECH POLYESTER SEALER WHITE SECOND COAT					
SAND WITH SAND PAPER NO. 320 OR 400 AND WIPE CLEAN (APPLY 3RD COAT IF REQUIRED BEFORE TOP COAT APPLICATION, SAND WITH SAND PAPER NO. 320 / 400 AND WIPE CLEAN)					
STEP 3 WOODTECH EMPORIO PU PIGMENTED MATT FIRST COAT	1074/1083 +1075 IN 2:1 RATIO (MATT) 5434/ 5436 + HARDNER (IN KIT) IN 2:1 RATIO (MATT)	PU THINNER 1532 / 5442	SPRAY 15 - 30 (MATT)	SPRAY 14 - 17	3-4 HRS (SHOULD NOT EXCEED 72 HOURS)
STEP 4 WOODTECH INSIGNIA SOFT TOUCH FIRST COAT	4164 + HARDNER (IN KIT) IN 2:1RATIO	PU THINNER 1532 / 5442	SPRAY 45 - 50	SPRAY 14 - 17	24 HRS

NOTE: (1.) WoodTech Insignia Soft Touch base should be thoroughly stirred and mixed with Hardener and thinner in the specified mixing ratio. (2.) WoodTech Insignia Soft Touch must not be polluted with oil, varnish or the like and must not be sanded with steel wool between coats. (3.) Base and hardener of

2 pack system must be consumed within one week of opening the fresh containers. The containers should be tightly closed after use to avoid any moisture contamination with the liquid material. (4.) Woodtech Wood Stains should not be mixed with WoodTech Insignia Soft Touch. (5.) Recoat period is quoted for 30°C and

75% relative humidity, these may vary under different conditions. (6.) Spraying air pressure 2.2 to 2.8 Kgs/sq.cm. (7.) Viscosity as measured through a Brookfield viscosity (CP) at 23°C.

HOW TO CHOOSE COLOURS

Browse through Asian Paints colour tools to help you find the right colour combination

WOODTECH
SPECTRA



WOODTECH
INSIGNIA BOOKLET



PU PALETTE
SHADE CARD



ADDITIONAL INFORMATION

POST PAINTING CARE

For removing stains on tiles and metal surfaces, apply A1/A1 Gold Thinner/NC Thinner on the surface and wipe clean. If stains are difficult to remove, scrapping can be done after applying A1/A1 Gold Thinner/NC Thinner on the stained area. Precautions need to be taken while spraying/brushing, like masking of adjoining areas with suitable material, as the stains may be difficult to remove if present on wood or coated wooden and wall surfaces.

TECHNICAL DETAILS

- a. Drying Time:** Surface dry time 6 hrs. Tack Free time 8 hrs.
- b. Gloss levels:** NA
- c. Flash point (Closed cup, ISO 1523):** Above 27°C (80.6° F).
- d. Stability of thinned paint:** To be used within 3 hours.
- e. Shelf Life:** 18 Months from date of manufacture in original tightly closed container away from direct sunlight and extensive heat.

PRECAUTIONS

- For optimum performance, Asian Paints WoodTech Insignia Soft Touch must be applied at a temperature between 20°C and 40°C and humidity not above 75%.
- Do not over-thin and mix according to recommended ratios.
- Stir well and strain before use.
- For best performance, choose appropriate % of the thinner as per the climatic conditions. Choose slow drying thinner for application at higher temperature.

SAFETY FEATURES

- Kindly refer to the MSDS for Asian Paints WoodTech Insignia Soft Touch which gives detailed information on safety measures while handling the paint.
- Store the product at ambient conditions in well ventilated locations and away from source of ignition and fire.
- Use protective equipment like rubber/polythene gloves, safety goggles/glasses, face mask while handling the paint.
- Avoid eye and skin contact. In both cases wash with soap and plenty of water. Get medical attention if irritation develops or persists.
- Do not inhale or ingest. In case of inhalation move to fresh air and seek medical attention if symptoms persist in both cases.
- No added Lead, Mercury or Chromium compounds.
- Flammable.
- Left-Over Paint Disposal: Left-over paint/drums should not be disposed in soil/drains.
- Consumers should consult a local recycling agency for proper disposal of paint/drums.