

PRODUCT CODE 6715

## SmartCare Waterproof Wall Putty

SmartCare WaterProof Wall Putty is a specially designed white cement based premium quality putty with unique properties and silicone additives. It can be used on interior as well as exterior concrete/mortar surfaces to provide a smooth aesthetic finish as well as an extended life of top coats.



asianpaints  
LEAD FREE GUARANTEE

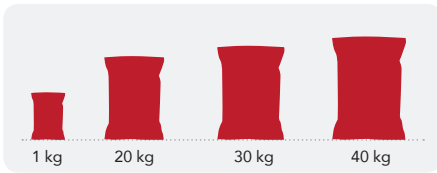
\* All Asian Paints products contain no added Lead, Mercury, Arsenic or Chromium from April 2008.

### PRODUCT BENEFITS

- Superior Water Resistance
- Anti-Efflorescent Properties
- Vibrant White Finish
- Provides the best in class whiteness compared to normal white cement based putties
- Waterproofing Putty offers upto 15% additional coverage when compared to ordinary Putty.
- Provides smooth and uniform finish to rough plasters
- Good Workability
- Does not require curing with water
- Good Tensile Adhesion Strength, Compressive Strength and Flexural Strength
- Good intercoat adhesion to emulsion paints

### PRODUCT FEATURES

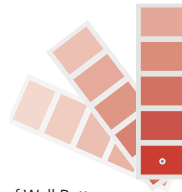
#### AVAILABLE PACKS



Shelf Life: 1 year from date of manufacture in original tightly sealed sacks away from direct sunlight and excessive heat

#### COLOURS AVAILABLE

White\*



\*Please note: SmartCare Waterproof Wall Putty is an undercoat

#### COVERAGE

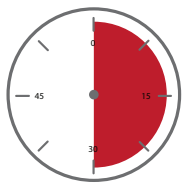
On rough masonry surface by putty knife



2 COATS


1 - 1.5 sq.m/kg  
for upto 1.5 mm  
thickness in 2 coats

#### DRYING TIME TO RECOAT



6-8  
HOURS

#### RECOMMENDED USAGE



It can be used on all types of exterior cement plasters/interior walls, asbestos sheets, concrete, etc.

## HOW TO APPLY

### PRE PAINTING STEPS



**PLASTER** New masonry surfaces must be allowed to cure completely for best results. It is recommended to allow 28 days as curing time for new masonry surfaces.



**CLEANING** Ensure that surface is completely free from all dirt, loosely held plaster, powdery residue, oil, grease or any other contamination. Any previous growth of fungus, algae or moss needs to be removed thoroughly by vigorous wire brushing and cleaning with water. One coat of SmartCare BioBlock is recommended to prevent further growth of algae, fungus or moss.



**FILLING FOR CRACKS** For filling cracks upto 3mm use Asian Paints Smart Care Crack Seal.



**FILLING FOR HOLES & DENTS** In case of dents and holes use a mixture of white cement and fine sand in the ratio 1:3



**PRE WETTING** Pre wet the surface with water before application of 1st coat of Putty. Also, it is recommended to pre wet the surface before the application of the 2nd coat of putty.

### APPLICATION PROCESS

APPLICATION	CODE	THINNER	DILUTION %	APPLICATION VISCOSITY*	RECOATING PERIOD
STEP 1 SANDING	SAND THE SURFACE WITH EMERY PAPER 180 AND WIPE CLEAN				
STEP 2 PRE WET THE SURFACE	PRE WET THE SURFACE BEFORE APPLICATION OF 1ST COAT OF WATERPROOF WALL PUTTY				
STEP 3 FIRST COAT WATERPROOF WALL PUTTY KNIFE / TROWEL	6715	WATER	35% - 40%	N/A	6 - 8 HRS
STEP 4 SECOND COAT WATERPROOF WALL PUTTY KNIFE / TROWEL	6715	WATER	35% - 40%	N/A	6 - 8 HRS
STEP 5 PRIMER AND EMULSION COAT	APPLY A COAT OF PRIMER FOLLOWED BY 2 - 3 COATS OF EMULSION				

1. As measured through a Ford cup.  
2. Recoat period is quoted for 25°C and 50% Relative Humidity, these may vary under different conditions.

## ADDITIONAL INFORMATION

### POST PAINTING CARE

It is important to apply a coat of Asian Paints Primer over Waterproof Wall Putty before application of emulsion

### TECHNICAL DETAILS

- a. Drying time: Surface dry time 30 min
- b. Pot life: To be used within 45 minutes

### PRECAUTIONS

- > Do not apply the material without pre-wetting the surface for the 1st coat
- > Preferably use a Putty mixer for effective and quick mixing with water
- > Pre wet the surface before application of the 2nd coat of putty
- > Ensure the material is mixed homogeneously with water and allowed to stand for 5-10 mins before application
- > Do not sand the material vigorously with Emery Paper otherwise it will reduce the strength of the material
- > Do not apply the material to fill cracks
- > Though the material is non-toxic, care should be taken to avoid dust inhalation while mixing and handling

### SAFETY FEATURES

- > Kindly refer to the MSDS for Asian Paints Asian Paints SmartCare Waterproof Wall Putty which gives detailed information on safety measures while handling the paint.
- > Keep out of reach of children and away from food, drink
- > May be harmful if swallowed. In case of ingestion seek immediate medical attention.
- > Wear eye protection during application. In case of contact with eyes, rinse immediately with plenty of water and seek medical advice.
- > In case of skin contact immediately wash skin with soap and plenty of water. Get medical attention if irritation develops or persists.
- > It is recommended to wear suitable nose pad during sanding and surface preparation to avoid dust inhalation
- > Do not pour leftover paint down the drain or in water courses.
- > In the event of spills, contain spillage using sand or earth.
- > Safety Data Sheet available on request.
- > No added Lead, Mercury or Chromium compounds