

PRODUCT CODE 6A70

NeoBharat Latex Paint

Asian Paints NeoBharat Latex is an interior paint that provides smooth finish to your walls.



WATER BASED

PRODUCT BENEFITS

Latex Interior Paint

NeoBharat Latex Paint is a best-in-class economy interior paint. NeoBharat Latex paint is backed by The Latex Technology. The Latex technology is a special polymer technology that gives better film formation than distempers and local paints available in market. NeoBharat Latex Paint offers smooth Latex finish at a price of Distempers. Higher washability allows NeoBharat to last longer compared to Distemper

Smooth finish

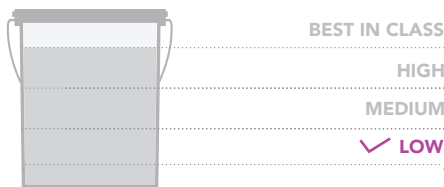
The latex technology makes it easier for painters to apply, provides better flow levelling and hence providing smooth finish.

Colour

It is available in a wide range of shades and thus you can choose your favourite colours for your walls.

PRODUCT FEATURES

WASHABILITY



AVAILABLE PACKS



Shelf life: 3 years from date of manufacture in original tightly closed containers away from direct sunlight and excessive heat.

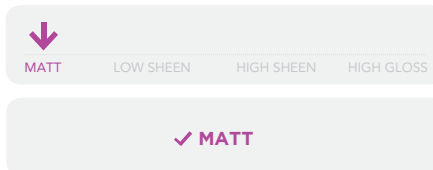
COLOURS AVAILABLE

1000+*



*Currently available in more than 1000+ shades as per the Asian Paints NeoBharat Latex.

FINISH



COVERAGE

On normal masonry surface after Brushing + Rolling (Foam Roller)



2 COATS

90 - 110
Sq.ft/Kg**

** Coverage : when applied as per recommended process in PIS. Actual coverage may vary from the quoted value due to factors such as method and condition of application and surface roughness and porosity

HOW TO APPLY

PRE PAINTING STEPS



PLASTER New masonry surfaces must be allowed to cure completely. It is recommended to allow 28 days as the curing time for new masonry surfaces.



CLEANING Surface should be free from any loose paint, dust or grease. Growths of fungus, algae or moss should be removed by wire brushing and water. In case of areas having excessive dampness use Asian Paints SmartCare Hydroloc to limit further dampness.



FILLING FOR CRACKS For filling cracks upto 3mm use Asian Paints SmartCare Advanced Crack Seal

FILLING FOR HOLES & DENTS

In case of dents and holes use TruCare Asian Wall Putty or white cement and fine sand in the ratio 1:3



For interior surfaces or substrates that are subjected to continuous seepage or dampness, kindly use Asian Paints SmartCare Hydroloc before the top coat application.

PAINT APPLICATION PROCESS

APPLICATION	CODE	THINNER	DILUTION %	APPLICATION VISCOSITY ¹	RECOATING PERIOD
STEP 1 SANDING SAND THE SURFACE WITH SAND PAPER 180 AND WIPE CLEAN					
TRUCARE SPARC INTERIOR WALL PRIMER BRUSH / ROLLER / SPRAY	1A01	WATER	80% - 100 %	BRUSH / ROLLER 30 - 40 SPRAY 20 - 25	4 - 6 HRS
TRUCARE ASIAN WALL PUTTY / ACRYLIC WALL PUTTY	0079	WATER	35% - 40 %	N/A	4 - 6 HRS
	1354	WATER	SMALL AMOUNTS TO IMPROVE FLOWABILITY	N/A	4 - 6 HRS
STEP 4 SANDING SAND THE SURFACE WITH SAND PAPER 180 AND WIPE CLEAN					
TRUCARE SPARC INTERIOR WALL PRIMER BRUSH / ROLLER / SPRAY	1A01	WATER	80% - 100 %	BRUSH / ROLLER 30 - 40 SPRAY 20 - 25	4 - 6 HRS
STEP 6 SANDING SAND THE SURFACE WITH SAND PAPER 320 AND WIPE CLEAN					
NEOBHARAT LATEX INTERIOR PAINT BRUSH	6A70	WATER	BRUSH / ROLLER 30 - 35	BRUSH / ROLLER 65 - 75	4 - 6 HRS
NEOBHARAT LATEX INTERIOR PAINT BRUSH	6A70	WATER	BRUSH / ROLLER 30 - 35	BRUSH / ROLLER 65 - 75	4 - 6 HRS

1. As measured through a Ford cup.

2. Recoat period is quoted for 25°C and 50% Relative Humidity, these may vary under different conditions.

* Mineral Turpentine Oil


HOW TO CHOOSE COLOURS

Browse through Asian Paints colour tools to help you find the right colour combination

ASIAN PAINTS COLOUR COSMOS*



NEOBHARAT LATEX INTERIOR PAINT SHADE CARD



*These shades are for reference only. Please refer to the Asian Paints Colour Cosmos or Small Card for correct shade reference

ADDITIONAL INFORMATION

TECHNICAL DETAILS

- a. **Drying time:** Surface dry time 30 minutes
- b. **Sheen levels:** 2 - 5 at 60°GH
- c. **Flash point IS101/1987 Part 1, Sec 6:** NA
- d. **Stability of thinned paint:** To be used within 24 hours

PRECAUTIONS

- > Do not apply when ambient temperature is less than 10°C or if the temperature might drop to this level within 4 hours of application.
- > Do not over-thin or over-extend the brush.
- > Tint using Asian Paints machine colourants only.
- > Stir well and strain before use.
- > Tinted paints need thorough shaking immediately after tinter addition as well as before use.

SAFETY FEATURES

- > Kindly refer to the MSDS for Asian Paints NeoBharat Latex Paints which gives detailed information on safety measures while handling the paint, which is available on request.
- > Store the container with the lid tightly closed in an upright position, in a cool, dry place
- > Keep out of reach of children and away from eatables.
- > May be harmful if swallowed. In case of ingestion seek immediate medical attention.
- > Wear eye protection during application. In case of contact with eyes, rinse immediately with plenty of water and seek medical advice.
- > In case of skin contact immediately wash skin with soap and plenty of water. Get medical attention if irritation develops or persists.
- > Do not breathe vapour or spray. It is recommended to wear suitable nose pad during sanding and surface preparation to avoid dust inhalation.
- > Do not pour leftover paint down the drain or in water courses.
- > In the event of spills, contain spillage using sand or earth.
- > No added Lead, Mercury or Chromium compounds.