

PRODUCT CODE 0126

Interior Wall Finish - Lustre

Asian Paints Interior Wall Finish- Lustre provides a very tough and durable finish to your walls. When applied with a roller, it imparts a characteristic pattern on to the wall.



PRODUCT BENEFITS

Solvent Based

Asian Paints Interior Wall Finish - Lustre is solvent based and develops a characteristic lustrous pattern when rolled.

Durability

On drying, it develops a hard tough film which is highly durable.

Washability

On drying, is highly washable and exhibits superior water repellency.

Maintenance

Makes walls painted with Lustre stain resistant and easy to maintain.



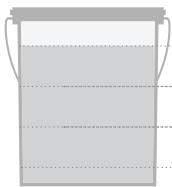
LEAD FREE* GUARANTEE



* All Asian Paints products contain no added Lead, Mercury, Arsenic or Chromium from April 2008.

PRODUCT FEATURES

WASHABILITY



BEST IN CLASS

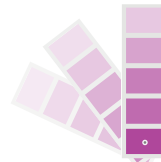
✓ HIGH

MEDIUM

LOW

COLOURS AVAILABLE

1114*



*Currently available in 1114 shades as per the Asian Paints Colour Spectra.

COVERAGE

On smooth primed mild steel surface by brushing



1 COAT

140 - 170

sq.ft/ltr**



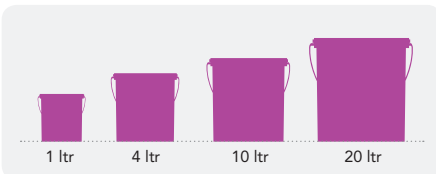
2 COATS

75 - 95

sq.ft/ltr**


**Actual coverage may vary from the quoted Theoretical Spreading Rate due to factors such as method and condition of application and surface roughness.

AVAILABLE PACKS



Shelf life: 3 years from date of manufacture in original tightly closed containers kept away from direct sunlight and excessive heat.


RECOMMENDED USAGE



Asian Paints Interior Wall Finish - Lustre is an interior wall finish that can be applied on suitably prepared masonry wall surfaces.

HOW TO APPLY

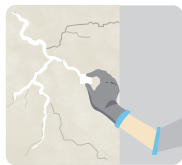
PRE PAINTING STEPS



PLASTER New masonry surfaces must be allowed to cure completely. It is recommended to allow 28 days as the curing time for new masonry surfaces.



CLEANING Surface should be free from any loose paint, dust or grease. Growths of fungus, algae or moss should be removed by wire brushing and water. In case of areas having excessive dampness use Asian Paints DampBlock to limit further dampness. When the underlying surface exhibits chalkiness, in spite of thorough surface cleaning, use Asian Paints Exterior Sealer (X1).



FILLING FOR CRACKS For filling cracks upto 3mm use Asian Paints Crack Seal.



FILLING FOR HOLES & DENTS Use Asian Paints Acrylic Wall Putty or white cement and fine sand in the ratio 1:3.

Interior Wall Finish - Lustre should not be applied on surfaces/substrates that are subjected to continuous seepage or dampness.

PAINT APPLICATION PROCESS

APPLICATION	CODE	THINNER	DILUTION %	APPLICATION VISCOSITY ¹	RECOATING PERIOD
STEP 1 SANDING SAND THE SURFACE WITH EMERY PAPER 180 AND WIPE CLEAN					
STEP 2 ASIAN PAINTS WALL PRIMER BRUSH, SPRAY	0359	MTO	8-10 % 13-15 %	30 - 40 20 - 25	6 - 8 HRS
STEP 3 ASIAN PAINTS ACRYLIC WALL PUTTY PUTTY KNIFE	1354	WATER	AS REQUIRED	NA	4 - 6 HRS
STEP 4 SANDING SAND THE SURFACE WITH EMERY PAPER 180 AND WIPE CLEAN					
STEP 5 ASIAN PAINTS WALL PRIMER BRUSH, SPRAY	0359	MTO	8-10 % 13 - 15 %	30 - 40 20 - 25	6 - 8 HRS
STEP 6 SANDING SAND THE SURFACE WITH EMERY PAPER 320 AND WIPE CLEAN					
STEP 7 FIRST COAT ASIAN PAINTS INTERIOR WALL FINISH COAT - LUSTRE BRUSH, ROLLER, SPRAY	0126	MTO	7- 9 % 19- 21 %	35 - 40 20 - 25	8 HRS
STEP 8 SECOND COAT ASIAN PAINTS INTERIOR WALL FINISH COAT - LUSTRE BRUSH, ROLLER, SPRAY	0126	MTO	7- 9 % 19- 21 %	35 - 40 20 - 25	8 HRS

1. Recoat period is quoted for 25°C and 50% Relative Humidity, these may vary under different conditions. Spraying- Air Pressure 2.75 to 3.5 kgs/sq. cm.
2. Apply 2 coats of Interior Wall Finish- Lustre for repainting and 3 coats for fresh surface painting as given above.

ADDITIONAL INFORMATION

POST PAINTING CARE

For removing stains, sponge clean with a mild soap solution and wipe clean. Ensure a drying time of 1 week before cleaning.

TECHNICAL DETAILS

a. Drying time: Surface dry time 2-3 hrs

b. Gloss Levels/Sheen Levels: 30 - 45 at 60°GH - Silky smooth finish

c. Flash point (IS 101/1987, Part 1, Sec 6): 35° C (95° F)

d. Stability of thinned paint: Use within 24 hrs

SAFETY FEATURES

- Kindly refer to the MSDS for Asian Paints Interior Wall Finish - Lustre which gives detailed information on safety measures while handling the paint.
- Store the product at ambient conditions in well ventilated locations and away from the source of ignition and fire.
- Do not apply when ambient temperature is less than 10° C or if the temperature might drop to this level within 4 hrs of application.
- Avoid eye and skin contact. In case of eye and skin contact, wash with plenty of clean water.
- Do not inhale or inject. In case of inhalation move to fresh air and seek medical attention if symptoms persist in both cases.
- Use protective equipment like rubber/polythene gloves, safety goggles/glasses, face mask while handling the paint- this is required for all paints.

PRECAUTIONS

- Do not apply when ambient temperature is less than 10° C or if the temperature might drop to this level within 4 hrs of application.
- Do not over-thin or over-extend the brush.
- Tint using Asian Paints machine colourants only.
- Stir well and strain before use.
- Tinted paints need thorough shaking immediately after tinter addition as well as before use.
- The product is flammable so take adequate safety measures.