

PRODUCT CODE 1090

Apex Ultima Protek

Asian Paints Apex Ultima Protek is an Ultra Durable exterior emulsion paint formulated with engineered pure acrylics latex based on nanotechnology. Its unique surface cross linking feature coupled with organic-inorganic nano composite based architecture contribute to its outstanding mechanical and anti-carbonation properties and long lasting durability.

PRODUCT BENEFITS

Warranty

Apex Ultima Protek comes with a first-of-its-kind 12-year durability warranty, a 10-year waterproofing warranty, and a 10-year anti-algal warranty. (Please refer to the Apex Ultima Protek warranty booklet for details.)

Superior Cleanability

With a balance of hydrophobicity and hydrophilicity, the paint film repels water and dust thus providing a fresh look after every monsoon for a long period of time.

Effective Waterproofing

The superlative waterproofing capabilities of the Apex Ultima Protek system forms an effective barrier against water penetration.

Structural protection

Apex Ultima Protek System has excellent CO₂ diffusion (carbonation) resistance & prevents the corrosion of rebar within the concrete matrix, leading to superior structural protection.

Environmentally Responsible

This product contains less than 100g/l VOCs. Colorants will add additional VOCs. Apex Ultima Protek Topcoat does not contain carcinogens, mutagens, or reproductive toxins as defined in the Green Seal™ GS-11 Standard for Paints and Coatings. Any trace contaminants are less than 0.01% by weight.



WATER BASED



*All Asian Paints products contain no added Lead, Mercury, Arsenic or Chromium from April 2016.



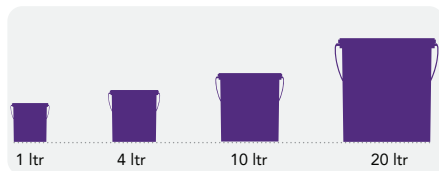
PRODUCT FEATURES

CRACK BRIDGING



The Apex Ultima Protek film has significantly higher elongation and unique fiber reinforcement thereby offering unique crack bridging ability of up to 2 mm at 200 microns.

AVAILABLE PACKS



Shelf life: 5 years from date of manufacture in original tightly closed containers away from direct sunlight and excessive heat.

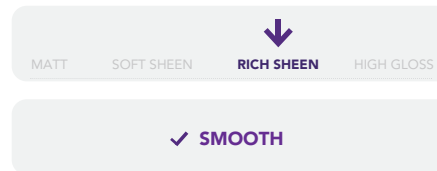
COLOURS AVAILABLE

2000+*



*Currently available in more than 2000+ shades as per the Asian Paints Colour Cosmos.

FINISH



Refer to sheen levels in technical details

COVERAGE

On normal masonry surface by brushing

BASECOAT

2 COATS
40 sq.ft./ltr**

For re-painting, only one coat is required at 40 sq.ft./ltr coverage.


TOPCOAT

2 COATS
55 - 65 sq.ft./ltr**

**Actual coverage may vary from the quoted coverage due to factors such as method and condition of application and surface roughness and porosity.

HOW TO APPLY

PRE PAINTING STEPS



PLASTER New masonry surfaces must be allowed to cure completely. It is recommended to allow 28 days as the curing time for new masonry surfaces.



CLEANING Surface should be free from any loose paint, dust or grease. Growth of fungus, algae or moss should be removed by wire brushing and water. If the underlying surface exhibits chalkiness, use Asian Paints SmartCare Primer.



FOR FILLING CRACKS To fill upto 3mm cracks, use Asian Paints SmartCare Crack Seal.



FOR FILLING HOLES & DENTS In case of dents and holes use Asian Paints Wall Putty or a mix of white cement and fine sand in the ratio 1:3.

For exterior surfaces or substrates that are subjected to continuous seepage or dampness, kindly use Asian Paints SmartCare DampProof, before the top coat application.

PAINT APPLICATION PROCESS

APPLICATION	PRODUCT CODE	THINNER	DILUTION % (BY VOLUME)	APPLICATION VISCOSITY (SEC)	RECOATING PERIOD (HOURS)
STEP 1 IN CASE FRESH COATING APEX ULTIMA PROTEK BASE COAT BRUSH / ROLLER	1090	WATER	30%	N/A	4 HRS
APPLY ULTIMA PROTEK BASE COAT (SELF PRIMING + 1 UNDILUTED COAT) + THREE COATS OF ULTIMA PROTEK TOP COAT AS PER THE RECOMMENDED APPLICATION PROCEDURE ON HORIZONTAL SURFACES LIKE TOP OF WINDOWS/ CHAJJAS ETC					
STEP 2 FOR FRESH AND RE-PAINTING APEX ULTIMA PROTEK BASE COAT BRUSH / ROLLER	1090	WATER	No Dilution	N/A	4 - 6 HRS
STEP 3 TWO COATS APEX ULTIMA PROTEK TOP COAT BRUSH / SPRAY / ROLLER	1090	WATER	40%	BRUSH 20 - 25 SPRAY 20 - 25	4 - 6 HRS

1. Recoat period is quoted for 25°C and 50% Relative Humidity, these may vary under different conditions.
2. Some shades may require 3 coats for proper hiding.
3. Ensure adequate ventilation while application and drying.
4. Do not apply during rainy conditions.
5. Do not apply when temperature is less than 10°C & humidity is greater than 90%.


HOW TO CHOOSE COLOURS

Browse through Asian Paints colour tools to help you find the right colour combination

ASIAN PAINTS COLOUR COSMOS



ULTIMA BOOK OF COLOURS (FOR HOMES)



ULTIMA PROTEK SHADE CARD



ADDITIONAL INFORMATION

VOC CONTENT



Green Seal Certified

Apex Ultima Protek Topcoat meets Green Seal™ Standard GS-11 based on effective performance, minimized/recycled packaging, and protective limits on VOCs and human toxicity.



Low VOC*
No Harmful Chemicals*

The Green Assure products have been designated by Asian Paints to be environmentally preferable.

*VOCs are less than 100g/l. Colorants will add additional VOCs.

*No intentionally added CMRs, Heavy Metals or APEOs.

PRECAUTIONS

- Do not apply when ambient temperature is less than 10°C or if the temperature might drop to this level within 4 hours of application.
- Do not over-thin or over-extend the brush.
- Tint using Asian Paints machine colourants only.
- Stir well and strain before use.
- Tinted paints need thorough shaking immediately after tinter addition as well as before use. For extremely rough surface including textures: Application by brush is recommended to ensure all the grooves are covered well.
- Paint will not cover existing cracks, proper care to be taken to ensure the cracks are filled first and then topcoat is applied.
- For surfaces having heavy algal infestation, proper cleaning followed by application of Asian Paints SmartCare BioBlock is mandated.
- Primer coat or only one coat of topcoat should not be kept exposed in monsoon. Complete application before monsoon to be ensured.
- Specially in pre-monsoon season, horizontal surface to be coated first and then vertical. This will help reduce the streak marks of algal growth, if any.
- For best performance ensure that the surface is dry. On moisture meter it should be under the green zone. In case it is in Red zone, find out the source of water and address it before painting.
- pH of wall to be below 12. If higher, use of Asian Paints SmartCare Primero is recommended.
- Thinned paint should be consumed within 24 hours of dilution. Accordingly it is recommended to thin down only necessary amount of paint. Post 24 hours, thinned paint may be susceptible for microbial attack.
- Do not use Chlorinated water for dilution.

POST PAINTING CARE

For the best performance of the paint, ensure proper washing of the painting surface and cleaning of all algal and fungal growth, if any, at regular intervals of six months.

TECHNICAL DETAILS

- a. **Drying Time:** Surface dry time 30 min
- b. **Sheen Levels:** Up to 3-16 at 60 GH on glass plate
- c. **Stability of thinned paint:** To be used within 24 hours

SAFETY FEATURES

- Kindly refer to the MSDS for Asian Paints Ultima Protek which gives detailed information on safety measures while handling the paint, which is available on request.
- Store the container with the lid tightly closed in an upright position, in a cool, dry place.
- Keep out of reach of children and away from eatables.
- If swallowed, it can be harmful. In case of ingestion seek immediate medical attention.
- Wear eye protection during application. In case of contact with eyes, rinse immediately with plenty of water and seek medical advice.
- In case of skin contact immediately wash skin with soap and plenty of water. Get medical attention if irritation develops or persists.
- Do not breathe vapour or spray. It is recommended to wear suitable nose pad during sanding and surface preparation to avoid dust inhalation.
- Do not pour leftover paint down the drain or in water courses.
- In the event of spills, contain spillage using sand or earth.
- No added Lead, Mercury or Chromium compounds.
- Left-over paint/drums should not be disposed in soil/drains. Consumers should consult a local recycling agency for proper disposal of paint/drums.