

PRODUCT CODE 6787

## Tractor Sparc Ultraa

Asian paints Tractor Sparc Ultraa economy emulsion is an interior paint that gives smooth finish and is a perfect buy over distemper.



WATER BASED

### PRODUCT BENEFITS

**1.5X COVERAGE**  
**1.5X Coverage than distemper**  
 Tractor Sparc Ultraa offers 1.5 times coverage than distempers, hence requiring lesser material, making it smart choice for any painting project.

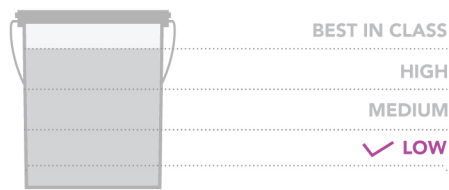
**Superior Whiteness**  
 Tractor Sparc Ultraa comes with superior whiteness than any other paints in the category.

**Smooth Finish**  
 Tractor Sparc Ultraa offers your wall a smooth emulsion finish, making it an ideal value for money paint.

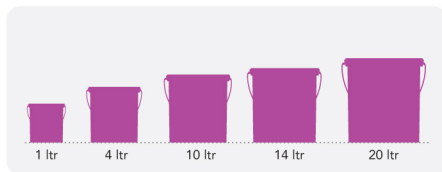
**2 Years Warranty**  
 Tractor Sparc Ultraa comes with 2 years of performance warranty.

### PRODUCT FEATURES

#### WASHABILITY



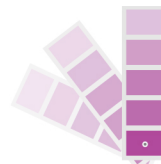
#### AVAILABLE PACKS



Shelf life: 2 years from date of manufacture in original tightly closed containers away from direct sunlight and excessive heat.

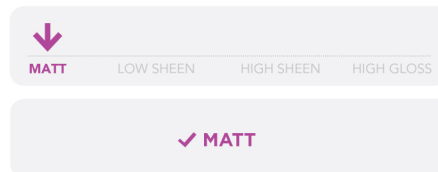
#### COLOURS AVAILABLE

**1000+\***



\*Currently available in more than 1000 shades as per the Asian Paints Colour Cosmos.

#### FINISH



#### COVERAGE

On normal masonry surface after brushing



**1 COAT**

240 - 260 sq.ft/ltr\*\*




**2 COATS**

120 - 140 sq.ft/ltr\*\*

\*\* Coverage : when applied as per recommended process in PIS. Actual coverage may vary from the quoted value due to factors such as method and condition of application and surface roughness and porosity.

### HOW TO APPLY

#### PRE PAINTING STEPS



**PLASTER** New masonry surfaces must be allowed to cure completely. It is recommended to allow 28 days as the curing time for new masonry surfaces.



**CLEANING** Surface should be free from any loose paint, dust or grease. Growths of fungus, algae or moss should be removed by wire brushing and water. In case of areas having excessive dampness use Asian Paints DampBlock to limit further dampness.



**FILLING FOR CRACKS** For filling cracks upto 3mm use Asian Paints SmartCare Exterior Sealer.

**FILLING FOR HOLES & DENTS** In case of dents and holes use Asian Paints Acrylic Wall Putty or white cement and fine sand in the ratio 1:3



**For interior surfaces or substrates that are subjected to continuous seepage or dampness, kindly use Asian Paints SmartCare Damp Block before the top coat application.**

#### PAINT APPLICATION PROCESS

APPLICATION	CODE	THINNER	DILUTION %	APPLICATION VISCOSITY <sup>1</sup>	RECOATING PERIOD <sup>2</sup>
STEP 1 SANDING SAND THE SURFACE WITH TRUSTAR SAND PAPER 180 AND WIPE CLEAN					
STEP 2 TRUCARE SPARC INTERIOR WALL PRIMER TRUCARE INTERIOR WALL PRIMER BRUSH / ROLLER / SPRAY	1A01 0360	WATER	100 %	BRUSH / ROLLER 30 - 40 SPRAY 20 - 25	4 - 6 HRS
STEP 3 ACRYLIC WALL PUTTY PUTTY KNIFE	1354	WATER	BASED ON REQUIREMENT	N/A	4 - 6 HRS
STEP 4 SANDING SAND THE SURFACE WITH TRUSTAR SAND PAPER 180 AND WIPE CLEAN					
STEP 5 TRUCARE SPARC INTERIOR WALL PRIMER TRUCARE INTERIOR WALL PRIMER BRUSH / ROLLER / SPRAY	1A01 0360	WATER	100 %	BRUSH / ROLLER 30 - 40 SPRAY 20 - 25	4 - 6 HRS
STEP 6 TRUSTAR SANDING SAND THE SURFACE WITH TRUSTAR SAND PAPER 180 AND WIPE CLEAN					
STEP 7 FIRST COAT TRACTOR SPARC ULTRAA BRUSH / ROLLER / SPRAY	6787	WATER	50% - 60%	BRUSH / ROLLER 65 - 75 SPRAY 40 - 45	4 HRS
STEP 8 SECOND COAT TRACTOR SPARC ULTRAA BRUSH / ROLLER / SPRAY	6787	WATER	50% - 60%	BRUSH / ROLLER 65 - 75 SPRAY 40 - 45	4 HRS

1. As measured through a Ford cup.  
 2. Recoat period is quoted for 25°C and 50% Relative Humidity, these may vary under different conditions.

## HOW TO CHOOSE COLOURS

Browse through Asian Paints colour tools to help you find the right colour combination

COLOUR COSMOS\*



COLOUR WITH ASIAN PAINTS

Visualize colour on your walls with



Scan to know more

TRACTOR WALL FINISHES SHADE CARD



\*These shades are for reference only. Please refer to the Colour Cosmos or Colour Palette for correct shade reference.

## ADDITIONAL INFORMATION

### TECHNICAL DETAILS

- a. Drying time: Surface dry time 30 min
- b. Sheen levels: 2 - 5 at 60 deg GH
- c. Flash point IS101/1987 Part 1, Sec 6: NA
- d. Stability of thinned paint: To be used within 24 hours

### PRECAUTIONS

- > Do not apply when ambient temperature is less than 10°C or if the temperature might drop to this level within 4 hrs of application.
- > Do not over-thin or over-extend the brush.
- > Tint using Asian Paints machine colourants only.
- > Stir well and strain before use.
- > Tinted paints need thorough shaking immediately after tinter addition as well as before use.

### SAFETY FEATURES

- > Kindly refer to the MSDS for Asian Paints Tractor Sparc Ultraa which gives detailed information on safety measures while handling the paint, which is available on request.
- > Store the container with the lid tightly closed in an upright position, in a cool, dry place
- > Keep out of reach of children and away from eatables.
- > May be harmful if swallowed. In case of ingestion seek immediate medical attention.
- > Wear eye protection during application. In case of contact with eyes, rinse immediately with plenty of water and seek medical advice.
- > In case of skin contact immediately wash skin with soap and plenty of water. Get medical attention if irritation develops or persists.
- > Do not breathe vapour or spray. It is recommended to wear suitable nose pad during sanding and surface preparation to avoid dust inhalation.
- > Do not pour leftover paint down the drain or in water courses.
- > In the event of spills, contain spillage using sand or earth.
- > No added Lead, Mercury or Chromium compounds.

\*Please refer to the warranty documents for the product at the Asian Paints Website for further information.