

Product Code: 0029

Royale Shyne Luxury Emulsion

Luxury has many forms, and one of them is the Royale Shyne Luxury Emulsion. A high sheen, washable wall paint with stain-resistant finish ensures walls look new for a long time. The paint's high gloss and even smoother finish would make you want to stare at it all day.

PRODUCT BENEFITS

Teflon™ Surface Protector

Teflon™ Surface Protector, fortifies your walls against tough stains. The toughest household stains like turmeric and ink are reduced to a large extent, while water-based stain like tea, coffee etc. are completely removed.

Anti-Bacterial and Anti-Fungal Shield

Royale Shyne Luxury Emulsion is designed to prevent fungal growth on painted surfaces as tested using ASTM D 5590: 2017. It also offers a unique anti-bacterial shield that kills ≥ 99% of microorganisms as tested using Japanese Industrial Standard Z – 2801.

Hi-Sheen Finish

Smooth hi-sheen finish offers an enhanced radiance on the walls making your home more attractive.

Green Assure

The promise of Green Assure from Asian Paints, implies that this product conforms to strict international environmental and safety standards. Low VOC standards and the absence of any harmful chemical results in very low odour.

Warranty

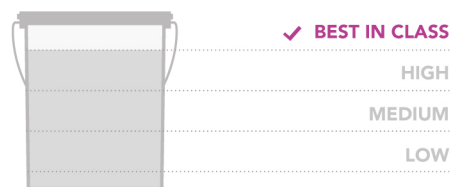
Royale Shyne Luxury Emulsion comes with a comprehensive 8-year performance warranty. For further details please refer to the Royale Range of Emulsion warranty document.



WATER BASED

PRODUCT FEATURES

WASHABILITY



AVAILABLE PACKS

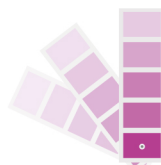


Shelf life: 5 years from date of manufacture in original tightly closed containers away from direct sunlight and excessive heat.

COLOURS AVAILABLE

2200+*

**Currently available in more than 2200 shades as per the Asian Paints Colour Cosmos.



FINISH



Refer to sheen levels in technical details.

COVERAGE


On normal masonry surface with brush + short nap roller



**Actual coverage may vary from the quoted coverage due to factors such as method and condition of application and surface roughness and porosity.

HOW TO APPLY

PRE PAINTING STEPS



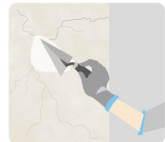
PLASTER New masonry surfaces must be allowed to cure completely. It is recommended to allow 28 days as the curing time for new masonry surfaces.



CLEANING Surface should be free from any loose paint, dust or grease. Growths of fungus, algae or moss should be removed by wire brushing and water. In case of areas having excessive dampness use Asian Paints DampBlock to limit further dampness. When the underlying surface exhibits chalkiness, in spite of thorough surface cleaning, use Asian Paints Exterior Sealer.



FILLING FOR CRACKS For filling cracks upto 3mm use Asian Paints Crack Seal.



FILLING FOR HOLES & DENTS In case of dents and holes use Asian Paints Acrylic Wall Putty or white cement and fine sand in the ratio 1:3

For interior surfaces or substrates that are subjected to continuous seepage or dampness, kindly use Asian Paints SmartCare Damp Block before the top coat application.

PAINT APPLICATION PROCESS

APPLICATION	CODE	THINNER	DILUTION %	APPLICATION VISCOSITY ¹	RECOATING PERIOD
STEP 1 SANDING SAND THE SURFACE WITH SAND PAPER 180 AND WIPE CLEAN					
ROYALE WALL BASECOAT	0025	WATER	ROYALE WALL BASECOAT: 40 TO 50% DSI: 0% (UNDILUTED) SPRAY: 15 - 20 %	BRUSH / ROLLER 40 - 50 SPRAY 20 - 25	4 - 6 HRS
DAMPSEATH INTERIOR	5632				
STEP 2 ROYALE WALL BASECOAT DAMPSEATH INTERIOR BRUSH / ROLLER / SPRAY					
STEP 3 ACRYLIC WALL PUTTY PUTTY KNIFE					
STEP 4 SANDING SAND THE SURFACE WITH SAND PAPER 180 AND WIPE CLEAN					
ROYALE WALL BASECOAT	0025	WATER	ROYALE WALL BASECOAT: 40 TO 50% DSI: 0% (UNDILUTED) SPRAY: 15 - 20 %	BRUSH / ROLLER 40 - 50 SPRAY 20 - 25	4 - 6 HRS
DAMPSEATH INTERIOR	5632				
STEP 5 ROYALE WALL BASECOAT DAMPSEATH INTERIOR BRUSH / ROLLER / SPRAY					
STEP 6 SANDING SAND THE SURFACE WITH SAND PAPER 180 AND WIPE CLEAN					
FIRST COAT ROYALE SHYNE LUXURY EMULSION	0029	WATER	Brush +Roller 40 - 45% Airless Spray 10 - 20%	BRUSH / ROLLER 30 - 35 SPRAY 22 - 25	4 - 6 HRS
BRUSH / ROLLER / SPRAY	0029				
STEP 7 FIRST COAT ROYALE SHYNE LUXURY EMULSION BRUSH / ROLLER / SPRAY					
STEP 8 SECOND COAT ROYALE SHYNE LUXURY EMULSION BRUSH / ROLLER / SPRAY					
SECOND COAT ROYALE SHYNE LUXURY EMULSION	0029	WATER	Brush +Roller 40 - 45% Airless Spray 10 - 20%	BRUSH / ROLLER 30 - 35 SPRAY 22 - 25	4 - 6 HRS
BRUSH / ROLLER / SPRAY	0029				

1. As measured through a Ford cup. 2. Recoat period is quoted for 30°C and 50 - 60% Relative Humidity, these may vary under different conditions. 3. Provide adequate ventilation for application and drying. 4. Do not apply Royale Shyne Luxury Emulsion if humidity is greater than 90%. It may cause prolonged drying time of paint and moisture condensation on the walls.

HOW TO CHOOSE COLOURS

Browse through Asian Paints colour tools to help you find the right colour combination.

COLOUR COSMOS*

COLOUR WITH ASIAN PAINTS

ROYALE BOOK OF COLOURS

ROYALE SHADE CARD

ROYALE DESIGNER PALETTE



Visualize colour on your walls with



Colour with Asian Paints



Scan to know more



*These shades are for reference only. Please refer to the Colour Cosmos or Colour Palette for correct shade reference.

ADDITIONAL INFORMATION

VOC CONTENT



LOW VOC CONTENT

Asian Paints Royale Shyne Luxury Emulsion meets the LEEDS VOC criteria as per Indian Green Building Council version 1.0 as tested at Shriram Institute for Industrial Research by using (ASTM D 6886:2018).

PRECAUTIONS

- > Do not apply when ambient temperature is less than 10°C or if the temperature might drop to this level within 4 hours of application.
- > Do not over-thin or over-extend the brush.
- > Tint using Asian Paints machine colourants only.
- > Stir well and strain before use.
- > Tinted paints need thorough shaking immediately after tinter addition as well as before use.

POST PAINTING CARE

REMOVAL OF STAIN:

- > The Golden rule for removing any wall stains is that one should remove it immediately.
- > Remove all dirt using a clean cloth or duster. Always remove dirt from top to bottom, this helps in avoiding loose dirt to smudge the walls.
- > For regular household stains like pencil, tea, coffee, crayons etc, use 5% soap/ detergent solution. Use a sponge to remove the stains.
- > In case of tough stains like turmeric, sketch pen, use a mild detergent solution (e.g Pril, Vim Liquid etc) for cleaning the stains.

SAFETY FEATURES

- > Kindly refer to the MSDS for Asian Paints Royale Shyne Luxury Emulsion which gives detailed information on safety measures while handling the paint, which is available on request.
- > Store the container with the lid tightly closed in an upright position, in a cool, dry place.
- > Keep out of reach of children and away from eatables.
- > May be harmful if swallowed. In case of ingestion seek immediate medical attention.
- > Wear eye protection during application. In case of contact with eyes, rinse immediately with plenty of water and seek medical advice.
- > In case of skin contact immediately wash skin with soap and plenty of water. Get medical attention if irritation develops or persists.
- > Do not breathe vapour or spray. It is recommended to wear suitable nose pad during sanding and surface preparation to avoid dust inhalation.
- > Do not pour leftover paint down the drain or in water courses.
- > In the event of spills, contain spillage using sand or earth.
- > No added Lead, Mercury or Chromium compounds.

TECHNICAL DETAILS

- a. **Drying time:** Surface dry time 30 minutes.
- b. **Sheen levels:** : 14-24 unit at 60° GH.
- c. **Flash point IS101/1987 Part 1, Sec 6:** NA.
- d. **Stability of thinned paint:** To be used within 24 hours.
- e. **Film Integrity (Peeling / Flaking):** Paint film cracking / flaking off from the composite system / Primer coat.
- f. **Shade fading:** Visible change in colour due to natural weathering.
- g. **Fungal growth:** Growth of fungus on wall surfaces* (at least spread over a minimum area of 0.5 sq. mtr. (5 sq. feet)).
- h. **Antibacterial performance:** Tested against Staphylococcus aureus ATCC6538 & Escherichia coli ATCC 8739.
- i. **Antifungal performance:** Tested against Mixed spore suspension of Aspergillus niger ATCC 9642, Penicillium funiculosum ATCC 11797 Aurobasidium pullulans ATCC 15233.
- j. Unmatched stain resistance against stains / marks of pencil, oil crayon, wax crayon, sketchpen, highlighter, board marker, tomato ketchup, soya sauce, liquid shoe polish, pickle, tea, coffee, turmeric, lipstick.

SAFETY FEATURES

- > Fungal cleaning needs to be cleaned immediately w/o using bleach.
- > Provide Adequate ventilation to avoid condensation on painted wall.

*Please refer to the warranty documents for the product at the Asian Paints Website for further information.