

PRODUCT CODE 1058

Royale Aspira

Royale Aspira is the international gold standard in paints. Technologically, it is amongst the most advanced paints in the world. When applied on walls, it imparts a high sheen. Now enjoy up to 8 years of performance warranty*

PRODUCT BENEFITS

8 year Performance warranty

Royale Aspira comes with a comprehensive 8-year performance warranty. For further details please refer to the Royale Range of Emulsion warranty document.

Teflon® Surface Protector

Royale Aspira comes with Teflon® Surface Protector which enables easy removal of the toughest stains. This combined with the hydrophobic nature increases the durability of the paint film and makes your walls look new and STAY new for longer.

Unsurpassed water beading technology

When water comes in contact, it does not wet, penetrate, trickle, or spot. Instead, its hydrophobic nature forces water to roll down as little beads, just as a lotus leaf would do. That translates into an easy to clean, smooth and highly durable painted surface.

Enhanced Anti-microbial formula

The anti-bacterial, anti-fungal formula retards microbial growth on the dried paint film. It is certified by PRA Coatings Technology Centre¹, UK.

Superior Stain Resistance

It creates a non-porous, high density surface that is almost stain phobic, which essentially means stains are prevented from penetrating to provide easy cleanup and maintenance.

Unmatched flame spread resistance


Aspira packs enhanced fire safety², security properties. It has the distinction of the slowest flame spread rate in its category. Aspira has received the highest Class 1 rating from Exova Warringtonfire.

Environmentally Responsible

This product contains less than 50 g/L VOCs. Colorants will add additional VOCs. Royale Aspira does not contain carcinogens, mutagens, or reproductive toxins as defined in the Green Seal™ GS-11 Standard for Paints and Coatings. Any trace contaminants are less than 0.01% by weight.

Exceptional Crack Bridging Property

Aspira's elastic film stretches to almost 400%², covering up the hairline cracks and ensuring that they are not visible.

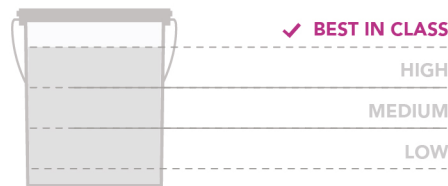


WATER BASED

1. Antimicrobial testing as per EN ISO 22196 : 2007 by PRA, UK and rated Royale Aspira performance as excellent.
2. Maximum crack bridging ability of 0.4mm (400nm) for Royale Aspira when tested as per BS EN 1062-7, Method A by Technology centre of Vinci construction UK Ltd. Elongation of more than 400% for Royale Aspira when tested as per ASTM D 412 by Technology centre of Vinci construction UK Ltd.
3. Surface spread of flame for Royale Aspira tested as per BS 476 : Part 7 : 1997 by Exova Warringtonfire, US and holds a Class 1 rating. Teflon™ is a trademark of The Chemours Company FC, LLC used under sublicense by Asian Paints Limited.

PRODUCT FEATURES

WASHABILITY



AVAILABLE PACKS

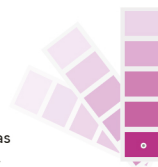


Self life: 5 years from date of manufacture in original tightly closed containers away from direct sunlight and excessive heat.

COLOURS AVAILABLE

1750+*

*Currently available in 1750 shades as per the Asian Paints Colour Cosmos.



FINISH



Refer to sheen levels in technical details.

COVERAGE


On normal masonry surface after brushing



**Actual Coverage may vary from the quoted coverage due to factors such as method and condition of application and surface Roughness and porosity.

HOW TO APPLY

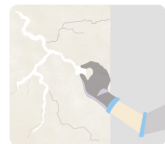
PRE PAINTING STEPS



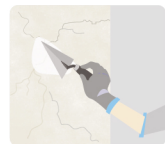
PLASTER New masonry surfaces must be allowed to cure completely. It is recommended to allow 28 days as the curing time for new masonry surfaces.



CLEANING Surface should be free from any loose paint, dust or grease. Growths of fungus, algae or moss should be removed by wire brushing and water. In case of areas having excessive dampness use Asian Paints DampBlock to limit further dampness. When the underlying surface exhibits chalkiness, in spite of thorough surface cleaning, use Asian Paints Exterior Sealer.



FILLING FOR CRACKS For filling cracks upto 3mm use Asian Paints Crack Seal.



FILLING FOR HOLES & DENTS In case of dents and holes use Asian Paints Acrylic Wall Putty or white cement and fine sand in the ratio 1:3.

Royale Aspira should not be applied on surfaces/substrates that are subjected to continuous seepage or dampness.

PAINT APPLICATION PROCESS

APPLICATION

STEP 1
SANDING

STEP 2
ROYALE WALL
BASECOAT
BRUSH/ROLLER

STEP 3
ACRYLICWALLPUTTY
PUTTYKNIFE

STEP 4
SANDING

STEP 5
ROYALE WALL
BASECOAT
BRUSH/ROLLER

STEP 6
SANDING

STEP 7
FIRST COAT
ROYALE ASPIRA
ROLLER

STEP 8
SECOND COAT
ROYALE ASPIRA
ROLLER

APPLICATION	CODE	THINNER	DILUTION %	APPLICATION VISCOSITY ¹	RECOATING PERIOD
SAND THE SURFACE WITH SAND PAPER 180 AND WIPE CLEAN					
ROYALE WALL BASECOAT	0025	WATER	BRUSH/ROLLER 50% - 60%	BRUSH/ROLLER 30 - 40	4 - 6 HRS
ACRYLICWALLPUTTY	1354	WATER	BASED ON REQUIREMENT	N/A	4 - 6 HRS
SAND THE SURFACE WITH SAND PAPER 180 AND WIPE CLEAN					
ROYALE WALL BASECOAT	0025	WATER	BRUSH/ROLLER 50% - 60%	BRUSH/ROLLER 30 - 40	4 - 6 HRS
SAND THE SURFACE WITH SAND PAPER 320 AND WIPE CLEAN					
ROYALE ASPIRA (FIRST COAT)	1058	WATER	BRUSH + ROLLER 30 - 35% FELT ROLLER 25 - 30%	BRUSH + ROLLER 30 - 35 FELT ROLLER 25 - 30	4 - 6 HRS
ROYALE ASPIRA (SECOND COAT)	1058	WATER	BRUSH + ROLLER 30 - 35% FELT ROLLER 25 - 30%	BRUSH + ROLLER 30 - 35 FELT ROLLER 25 - 30	4 - 6 HRS

1. As measured through a Ford cup. 2. Recoat period is quoted for 30°C and 50 - 60% Relative Humidity, these may vary under different conditions. 3. Provide adequate ventilation for application and drying. 4. Do not apply Royale Aspira if humidity is greater than 90%. It may cause prolonged drying time of paint and moisture condensation on the walls.

HOW TO CHOOSE COLOURS

Browse through Asian Paints colour tools to help you find the right colour combination.

COLOUR COSMOS*

COLOUR WITH ASIAN PAINTS

ROYALE BOOK OF COLOURS

ROYALE ASPIRA SHADE CARD



Visualize colour on your walls with



Colour with Asian Paints



Scan to know more



*These shades are for reference only. Please refer to the Colour Cosmos or Colour Palette for correct shade reference.

ADDITIONAL INFORMATION

VOC CONTENT



LOW VOC CONTENT

Asian Paints Royale Aspira emulsion meets the LEEDS VOC criteria as per Indian Green Building Council version 1.0 as tested at Shriram Institute for Industrial Research.

Royale Aspira meets Green Seal™ Standard GS-11 based on effective performance, minimized/recycled packaging and protective limits on VOCs.

POST PAINTING CARE

- The Golden rule for removing any wall stains is that one should remove it immediately.
- Remove all dirt using a clean cloth or duster. Always remove dirt from top to bottom, this helps in avoiding loose dirt to smudge the walls.
- For regular household stains like pencil, tea, coffee, crayons etc, use 5% soap/detergent solution. Use a sponge to remove the stains.
- In case of tough stains like turmeric, sketch pen, use a mild detergent solution (e.g Pril, Vim Liquid etc) for cleaning the stains.

TECHNICAL DETAILS

- Drying time:** Surface dry time 30 min
- Sheen levels:** 5 - 15 at 60 deg GH
- Flash point IS101/1987 Part 1, Sec 6:** >90° C
- Stability of thinned paint:** To be used within 24 hours

PRECAUTIONS

- Do not apply when ambient temperature is less than 10°C or if the temperature might drop to this level within 4 hrs of application.
- Do not apply when humidity is greater than 90%. It may cause prolonged drying time of paint and moisture condensation on the walls.
- Do not over-thin or over-extend the roller.
- Tint using Asian Paints machine colourants only.
- Stir well and strain before use.
- Tinted paints need thorough shaking immediately after tinter addition as well as before use.
- For best performance, ensure that the surface is dry. On moisture meter, the reading should be below 16%. In case it is above that, find out the source of water and address it before painting.
- For better washability ensure the paint surface is cured for 2 weeks under normal atmospheric conditions. (30°C ; 50 - 60 %RH)

Application of Acrylic Wall Putty and adherence to the recommended painting system is mandatory for best results.

SAFETY FEATURES

- Kindly refer to the MSDS for Asian Paints Royale Aspira which gives detailed information on safety measures while handling the paint, which is available on request.
- Store the container with the lid tightly closed in an upright position, in a cool, dry place.
- Keep out of reach of children and away from eatables.
- May be harmful if swallowed. In case of ingestion seek immediate medical attention.
- Wear eye protection during application. In case of contact with eyes, rinse immediately with plenty of water and seek medical advice.
- In case of skin contact immediately wash skin with soap and plenty of water. Get medical attention if irritation develops or persists.
- Do not breathe vapour or spray. It is recommended to wear suitable nose pad during sanding and surface preparation to avoid dust inhalation.
- **Left-Over Paint Disposal:** Left-over paint/drums should not be disposed in soil/drains. Consumers should consult a local recycling agency for proper disposal of paint/drums.

*Please refer to the warranty documents for the product at the Asian Paints Website for further information.