

PRODUCT CODE 1B72

## SmartCare Hydroloc Xtreme

Asian Paints SmartCare Hydroloc Xtreme is a single component, ready-to-use, film forming interior waterproofing solution that provides best-in-class solution to interior waterproofing problems like dampness and efflorescence. It forms a breathable, but water-tight film which doesn't allow transport of water and salts to the surface.

### PRODUCT BENEFITS

**Warranty:**

5 years waterproofing warranty\* on Dampness and Efflorescence on plaster surfaces

**Waterproofing:**

Resists up to 5 bars of negative hydrostatic pressure (ASTM D7088)

**Anti-efflorescence:**

Provides long-lasting protection from efflorescence

**High Moisture Resistance:**

Applicable up to 90% substrate moisture\*\*

**Hassle-free and Easy to Use:**

Unique, one component, ready-to-use, brushable product.

**Penetrative Coating:**

Penetrating additive imparts water repellency to porous construction materials

**Pore Blocking:**

Pore blocking additive blocks water transport within the substrate

**Adhesion:**

Excellent adhesion with cementitious substrate



WATER BASED

asianpaints

**LEAD FREE GUARANTEE**

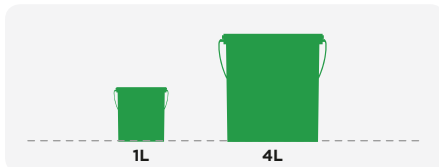
\* All Asian Paints products contain no added Lead, Mercury, Arsenic or Chromium From April 2008.

\*Please refer to warranty document for details on warranty terms and conditions

\*\*Source of dampness needs to be treated before application of SmartCare Hydroloc

### PRODUCT FEATURES

#### AVAILABLE PACKS



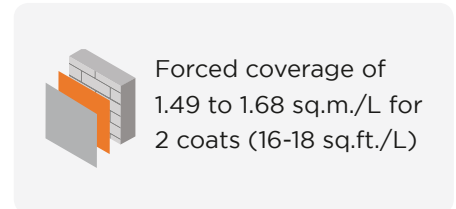
Shelf Life: 24 months

#### COLOURS AVAILABLE

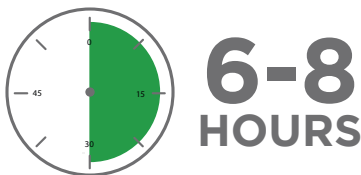
**WHITE**



#### COVERAGE



#### DRYING TIME TO TOUCH



#### RECOMMENDED USAGE

1. Masonry surfaces with limited porosity such as plaster surfaces and interior walls.
2. For highly porous masonry surfaces - Apply one coat [scratch coat] of cement putty before application of SC Hydroloc Xtreme.

### HOW TO APPLY

**Surface Preparation:**

- Surface Preparation: Surface under treatment should be firm and strong, clean and free from oil or any loosely held plaster/powder. For weak and crumbling surface, replastering is recommended. Masonry surface should be fully cured prior to application.
- On existing efflorescence surface, clean with efflorescence cleaner as per the instruction provided for its usage or by wire brushing followed by thorough water washing.
- Surface cracks (< 3mm) and large pores or dents must be filled with SmartCare Crack Seal. Bigger cracks, damaged portions and hollow areas must be repaired with polymer modified cement mortars.
- Wash the surface thoroughly using water and a strong brush. Remove all loosely bound sand particles, instant lime, POP, black spots, fungus, moss on moisture captured walls and any poorly adhering painted surface.
- Identification of live leakages - Rising dampness and live

- leakages on account interior or exterior plumbing issues, nahn traps, chajjas, rain drains, sanitary drains etc. Identify internal live leakage with the help of thermal imaging and take appropriate preparation steps for plumbing repair, cracks in windows or exterior walls, drains etc.
- Surface should be in SSD condition prior to the application of SmartCare Hydroloc Xtreme.

**Application:**

**If the Surface is damaged with dampness and/or Efflorescence, follow the below process**

- Prepare the surface as per the above guidelines.
- Existing putty to be removed till plaster level from skirting to the affected area covering an additional one ft distance across all sides of affected area.
- SmartCare Hydroloc Xtreme is recommended to be applied on plaster by brush ensuring uniform application on the surface

Post Painting Care - For the best performance of the coat, ensure proper washing - only with water and cleaning of all algal and fungal growth, if any, at regular intervals of six months.

- Apply first coat of SmartCare Hydroloc Xtreme at 10% dilution with a forced coverage of 2.98 to 3.36 sq.m/L from skirting to the affected area, covering an additional one ft distance across all sides of affected area. Allow it to dry for 6-8 hrs.
- Apply Second coat of SmartCare Hydroloc Xtreme (no dilution) with coverage of 2.98 to 3.36 sq.m/L perpendicular to first coat. Allow it to dry for 6-8 hrs.
- Apply two coats of \*\*\*Asian Paints SmartCare Waterproofing Putty over SmartCare Hydroloc Xtreme. Allow it to dry for 6-8 hrs. Sand with sand paper 180. Wipe clean and paint over it as per regular painting practices.
- Existing putty to be removed till plaster level from skirting to the affected area covering an additional one ft distance across all sides of affected area.
- Apply a single coat of SmartCare Hydroloc Xtreme (no dilution), with a forced coverage of not more than 3.25 to 3.70 sq.m/L. Allow it to dry for 6-8 hrs.
- Apply two coats of \*\*\*Asian Paints SmartCare Waterproofing Putty over SmartCare Hydroloc Xtreme. Allow it to dry for 4-6 hrs. Sand with sand paper 180. Wipe clean and paint over it as per regular painting practices.

**If the surface is in good condition (without Dampness and any visible Efflorescence)**

\*\*\*Asian Paints SmartCare Waterproofing Putty, Asian Paints Trucare Wall Putty, Asian Paints Trucare Acrylic Wall Putty & Asian Paints Trucare 2X Putty Primer are recommended putties post application of SmartCare Hydroloc

## ADDITIONAL INFORMATION

### TECHNICAL DETAILS

**Appearance:** Self standard White, ready to use viscous liquid

**Density:** 1.20 ± 5% g/cc

**Negative Side Water Permeability (ASTM D7088):** Passes 5 Bar

### PRECAUTIONS

- › Putty application over SmartCare Hydroloc Xtreme is mandatory.
- › SmartCare Hydroloc Xtreme is not to be used with hand-made putty or Lambi putty.
- › SmartCare Hydroloc Xtreme is not designed for application over live leakage scenarios or ground water rising.
- › Do not apply when ambient temperature is less than 10°C or if the temperature might drop to this level within 8 hrs of application.
- › Do not apply when humidity is greater than 90%. It may cause pre-condensation on the walls.
- › Make sure the material is thoroughly stirred before the application.
- › Subsequent coats of topcoat are to be done as per the manufacturer's recommendation.
- › Do not go more than 10% dilution.

### SAFETY MEASURES

- › Please refer to Material Data Safety sheet (MSDS) for Asian Paints SmartCare Hydroloc Xtreme which gives detailed information on safety measures while handling the product, which is available on request.
- › Store the container with the lid tightly closed in an upright position, in a cool, dry place.
- › Keep out of reach of children and away from eatables.
- › May be harmful if swallowed. In case of ingestion, please seek immediate medical attention.
- › Wear eye protection during application. In case of contact with eyes, rinse immediately with plenty of water and seek medical advice.
- › In case of skin contact immediately wash skin with soap and plenty of water. Get medical attention if irritation develops or persists.
- › Do not breathe vapour or spray. It is recommended to wear suitable nose pad during sanding and surface preparation to avoid dust inhalation.
- › Do not pour leftover paint down the drain or in water courses.
- › In the event of spills, contain spillage using sand or earth.
- › No added Lead, Mercury or Chromium compounds.