

PRODUCT CODE 0074

## Apcolite Premium Satin Emulsion

Apcolite Premium Satin Emulsion provides rich Satin finish with high washability and excellent stain resistance.



### PRODUCT BENEFITS

- Rich Satin finish**  
 Apcolite Premium Satin Emulsion offers rich Satin finish which means your walls get a Luxury look.
- Anti Fungal Shield**  
 The Biopack in Apcolite Premium Satin Emulsion protects surfaces from Black spots and retains the beauty of your house!
- Warranty**  
 Apcolite Premium Satin Emulsion comes with a comprehensive 6 years\* of performance warranty & 3 years\*\* of waterproofing warranty.

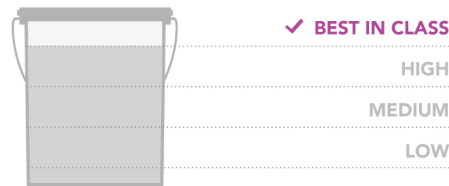
**Advanced Stain Guard**  
Ensures lower stain pick up & easy cleaning for different kinds of household stains.

**High Washability**  
The film can withstand 65000 wash cycles which makes it the perfect emulsion for high traffic walls.

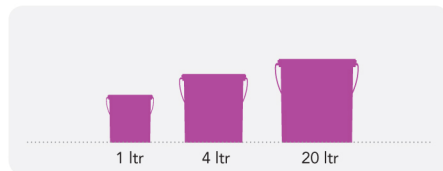
WATER BASED

### PRODUCT FEATURES

#### WASHABILITY



#### AVAILABLE PACKS

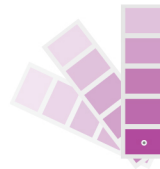


Shelf life: 5 years from date of manufacture in original tightly closed containers away from direct sunlight and excessive heat.

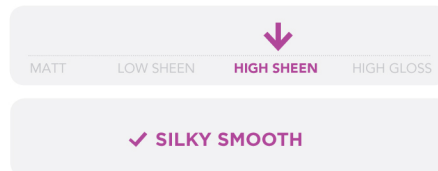
#### COLOURS AVAILABLE

**2100+\***

\*Currently available in more than 2100 shades as per the Asian Paints Colour Spectra.



#### FINISH



Refer to sheen levels in technical details

#### COVERAGE

On normal masonry surface after brushing



\*\* Actual coverage may vary from the quoted coverage due to factors such as method and condition of application and surface roughness and porosity.

### HOW TO APPLY

#### PRE PAINTING STEPS

- PLASTER** New Masonry surfaces must be allowed to cure completely. It is recommended to allow 28 days as the curing time for new masonry surfaces.
- CLEANING** Surface should be free from any loose paint, dust or grease. In case of areas having excessive dampness use Asian Paints DampBlock to limit further dampness.
- FILLING FOR CRACKS** For filling masonry upto 3mm use Asian Paints SmartCare Crack Seal.
- FILLING FOR HOLES & DENTS** In case of dents and holes use Asian Paints Acrylic Wall Putty or white cement and fine sand in the ratio 1:3.
- Apcolite Premium Satin Emulsion should not be applied on surfaces/substrates that are subjected to continuous seepage or dampness.**

#### PAINT APPLICATION PROCESS

APPLICATION	CODE	THINNER	DILUTION %	APPLICATION VISCOSITY <sup>1</sup>	RECOATING PERIOD
STEP 1 SANDING SAND THE SURFACE WITH TRUSTAR SANDING PAPER NO. 180 AND WIPE CLEAN					
0359	MTO*	BRUSH 8 - 10 SPRAY 15 - 25	BRUSH 30 - 40 SPRAY 20 - 25	6 - 8 HRS	
0360	WATER				
5632	WATER				
1354	WATER	BASED ON REQUIREMENT	N/A	4 - 6 HRS	
STEP 4 SANDING SAND THE SURFACE WITH TRUSTAR SANDING PAPER NO. 180 AND WIPE CLEAN					
0359	MTO*	BRUSH / ROLLER 8 - 10 SPRAY 15 - 25	BRUSH 30 - 40 SPRAY 20 - 25	6 - 8 HRS	
0360	WATER				
5632	WATER				
STEP 6 SANDING SAND THE SURFACE WITH TRUSTAR SANDING PAPER NO. 320/400 AND WIPE CLEAN					
0074	WATER	BRUSH 15 - 25 SPRAY 25 - 35	BRUSH 30 - 40 SPRAY 20 - 25	4 - 6 HRS	
0074	WATER	BRUSH 15 - 25 SPRAY 25 - 35	BRUSH / ROLLER 30 - 35 SPRAY 20 - 25	4 - 6 HRS	

1. As measured through a Ford cup.  
\* Mineral Turpentine Oil

## HOW TO CHOOSE COLOURS

Browse through Asian Paints colour tools to help you find the right colour combination

COLOUR SPECTRA DECK\*



COLOUR WITH ASIAN PAINTS

Visualize colour on your walls with



Scan to know more

APCOLITE SHADE CARD\*



\*These shades are for reference only. Please refer to the Colour Spectra or Colour Palette for correct shade reference.

## ADDITIONAL INFORMATION

### POST PAINTING CARE

For the best performance of the paint, ensure proper cleaning of all dust, oil and external particles, if any, at regular intervals of six months.

### PRECAUTIONS

- > Do not apply when ambient temperature is less than 10°C or if the temperature might drop to this level within 4 hrs of application.
- > Do not over-thin or over-extend the brush.
- > Tint using machine colourant only
- > Stir well and strain before use.
- > Tinted paints need thorough shaking immediately after tinter addition as well as before use.

### TECHNICAL DETAILS

- a. Drying time:** Surface dry 30 minutes
- b. Sheen levels:** 50 - 60 at 60 degree
- c. Flash point IS101/1987 Part 1, Sec 6:** NA
- d. Stability of thinned paint:** To be used within 24 hours

### SAFETY FEATURES

- > Kindly refer to the MSDS of Apcolite Premium Satin Emulsion which gives detailed information on safety measures while handling the paint.
- > Keep out of reach of children and away from eatables.
- > May be harmful if swallowed. In case of ingestion seek immediate medical attention.
- > Wear eye protection during application. In case of contact with eyes, rinse immediately with plenty of water and seek medical advice.
- > In case of skin contact immediately wash skin with soap and plenty of water. Get medical attention if irritation develops or persists.
- > Do not pour leftover paint down the drain or in water courses.
- > In the event of spills, contain spillage using sand or earth.
- > No added Lead, Mercury or Chromium compounds.

#Please refer to the warranty documents for the product at the Asian Paints Website for further information.

##For waterproofing warranty apply Smartcare Damp Sheath Interior as base coat.