

PRODUCT CODE 0011

Apcolite Premium Emulsion

Asian Paints Apcolite Premium Emulsion provides a rich and matt finish to the wall due to its super-acrylic quality.



WATER BASED

PRODUCT BENEFITS



Rich Matt Finish

Asian Paints Apcolite Premium Emulsion has a rich and smooth matt finish that oozes sophistication.



Stain Guard

Apcolite Premium Emulsion has been fortified with Stain Guard technology that guards your walls against most household stains and ensures easy cleanability.



Anti Fungal Shield

Apcolite Advanced Emulsion is designed to protect your walls against unwanted fungus that can cause considerable damage.



Nano Block

Apcolite Premium Emulsion comes with added Nano materials.

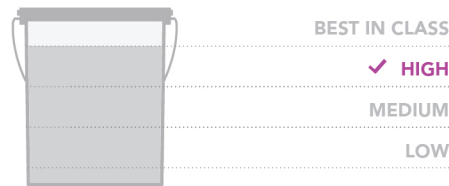


Warranty

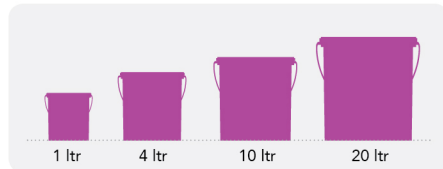
Apcolite Premium Emulsion comes with a comprehensive 5 years* of performance warranty & 3 years** of waterproofing warranty.

PRODUCT FEATURES

WASHABILITY



AVAILABLE PACKS

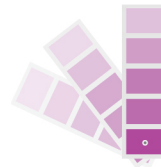


Shelf life: 5 years from date of manufacture in original tightly closed containers away from direct sunlight and excessive heat.

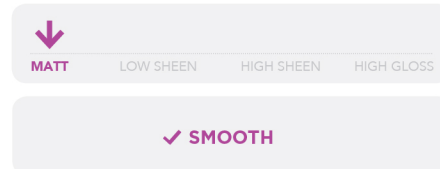
COLOURS AVAILABLE

2100+*

*Currently available in more than 2100 shades as per the Asian Paints Colour Spectra.



FINISH



Refer to sheen levels in technical details

COVERAGE


On normal masonry surface after brushing



**Actual coverage may vary from the quoted coverage due to factors such as method and condition of application and surface roughness and porosity.

HOW TO APPLY


PRE PAINTING STEPS



PLASTER New masonry surfaces must be allowed to cure completely. It is recommended to allow 28 days as the curing time for new masonry surfaces.



CLEANING Surface should be free from any loose paint, dust or grease. Growths of fungus, algae or moss should be removed by wire brushing and water. In case of areas having excessive dampness use Asian Paints DampBlock to limit further dampness. When the underlying surface exhibits chalkiness, in spite of thorough surface cleaning, use Asian Paints SmartCare Exterior Sealer.



FILLING FOR CRACKS For filling cracks upto 3mm use Asian Paints SmartCare Crack Seal.



FILLING FOR HOLES & DENTS In case of dents and holes use Asian Paints Acrylic Wall Putty or white cement and fine sand in the ratio 1:3

For interior surfaces or substrates that are subjected to continuous seepage or dampness, kindly use Asian Paints SmartCare Damp Block before the top coat application.

PAINT APPLICATION PROCESS

APPLICATION	CODE	THINNER	DILUTION %	APPLICATION VISCOSITY ¹	RECOATING PERIOD
STEP 1 SANDING SAND THE SURFACE WITH TRUSTAR SANDING PAPER NO. 180 AND WIPE CLEAN					
0360	WATER	BRUSH / ROLLER 8 - 10 SPRAY 15 - 20	80% - 100 %	BRUSH / ROLLER 30 - 40 SPRAY 20 - 25	6 - 8 HRS
5632					
1354	WATER	BASED ON REQUIREMENT		N/A	4 - 6 HRS
STEP 3 ACRYLIC WALL PUTTY PUTTY KNIFE					
STEP 4 SANDING SAND THE SURFACE WITH TRUSTAR SANDING PAPER NO. 180 AND WIPE CLEAN					
0360	WATER	BRUSH / ROLLER 8 - 10 SPRAY 15 - 20	80% - 100 %	BRUSH / ROLLER 30 - 40 SPRAY 20 - 25	6 - 8 HRS
5632					
STEP 6 SANDING SAND THE SURFACE WITH TRUSTAR SANDING PAPER NO. 320/400 AND WIPE CLEAN					
0011	WATER	BRUSH / ROLLER 60 - 70 SPRAY 70 - 75		BRUSH / ROLLER 20 - 30 SPRAY 20 - 25	3 - 4 HRS
0011	WATER	BRUSH / ROLLER 60 - 70 SPRAY 70 - 75		BRUSH / ROLLER 20 - 30 SPRAY 20 - 25	3 - 4 HRS

1. As measured through a Ford cup.
2. Recoat period is quoted for 25°C and 50% Relative Humidity, these may vary under different conditions.
* Mineral Turpentine Oil

HOW TO CHOOSE COLOURS

Browse through Asian Paints colour tools to help you find the right colour combination

COLOUR SPECTRA DECK*



COLOUR WITH ASIAN PAINTS



APCOLITE SHADE CARD*



*These shades are for reference only. Please refer to the Colour Spectra or Colour Palette for correct shade reference.

ADDITIONAL INFORMATION

VOC CONTENT



Asian Paints Acolite Premium Emulsion meets the LEEDS VOC criteria as per Indian Green Building Council version 1.0 as tested at Shriram Institute for Industrial Research. Tested for Premium Emulsion White (shade code 0908)

PRECAUTIONS

- > Do not apply when ambient temperature is less than 10°C or if the temperature might drop to this level within 4 hrs of application.
- > Do not over-thin or over-extend the brush.
- > Tint using Asian Paints machine colourants only
- > Stir well and strain before use.
- > Tinted paints need thorough shaking immediately after tinter addition as well as before use.

POST PAINTING CARE

For best performance ensure dry dust cleaning at regular intervals. Allow drying time of 3 weeks for proper film formation before any sponge cleaning with mild soap solution.

SAFETY FEATURES

- > Kindly refer to the MSDS for Asian Paints Acolite Premium Emulsion which gives detailed information on safety measures while handling the paint, which is available on request.
- > Store the container with the lid tightly closed in an upright position, in a cool, dry place
- > Keep out of reach of children and away from eatables.
- > May be harmful if swallowed. In case of ingestion seek immediate medical attention.
- > Wear eye protection during application. In case of contact with eyes, rinse immediately with plenty of water and seek medical advice.
- > In case of skin contact immediately wash skin with soap and plenty of water. Get medical attention if irritation develops or persists.
- > Do not breathe vapour or spray. It is recommended to wear suitable nose pad during sanding and surface preparation to avoid dust inhalation.
- > Do not pour leftover paint down the drain or in water courses.
- > In the event of spills, contain spillage using sand or earth.
- > No added Lead, Mercury or Chromium compounds.

TECHNICAL DETAILS

- a. Drying time:** Surface dry time 30 min
- b. Sheen levels:** 2 - 5 at 60 deg GH
- c. Flash point IS101/1987 Part 1, Sec 6:** NA
- d. Stability of thinned paint:** To be used within 24 hours

#Please refer to the warranty documents for the product at the Asian Paints Website for further information.

##For waterproofing warranty apply Smartcare Damp Sheath Interior as base coat.