

PRODUCT CODE 1A05

Apolite All Protek

Apolite All Protek is a revolutionary indoor water based paint that provides all round protection to your home. Its innovative hybrid technology enhances safety by providing excellent flame spread resistance. Its Advanced Stain Guard protects life of paint by making stains easy to clean. The Lotus effect protects beauty of paint by ensuring water based stains do not stick to your walls.



WATER BASED



PRODUCT BENEFITS

Flame Retardancy: PROTECTS YOU
In case of fire inside the house, the paint on the wall will resist the spread of flame. Tested for BS 476 (Parts 6 and 7) and EN 13823 at Warrington UK and has been awarded for best performance.

Stain Repellency: PROTECTS LIFE OF PAINT
The paint has advanced stain guard which enables stains to be cleaned easily. Apolite All Protek provides best stain resistance in the range.

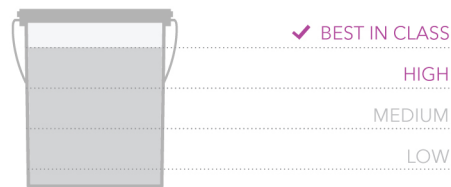
Warranty
Apolite All Protek comes with a comprehensive 6 years* of performance warranty & 3 years** of waterproofing warranty.

Lotus Effect Technology: PROTECTS BEAUTY OF WALL
The paint exhibits water beading technology, which is like water on lotus leaves. This ensures that water based stains do not stick easily to the surface of the paint.

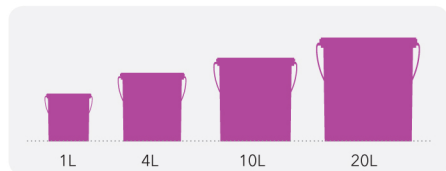
Fragrance: GIVES PLEASANT SMELL DURING PAINTING
Has a refreshing fragrance that gives a pleasant smell during painting and reduces discomfort from paint smell.

PRODUCT FEATURES

WASHABILITY



AVAILABLE PACKS



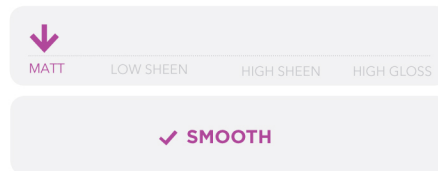
Shelf life: 3 years from date of manufacture in original tightly closed containers away from direct sunlight and excessive heat. 10L and 20L available only in Base Pure white and Base FSM 11.

COLOURS AVAILABLE

2100+ shades*

*Currently available in 2100+ shades as per the Asian Paints Colour Cosmos.

FINISH



Refer to sheen levels in technical details.

COVERAGE

On smooth masonry surface by brushing

1 COAT
24 - 26 sq. m./L**

2 COATS
12 - 13 sq. m./L**

**Actual coverage may vary from the quoted coverage due to factors such as method and condition of application and surface roughness and porosity.

HOW TO APPLY

PRE PAINTING STEPS

PLASTER New masonry surfaces must be allowed to cure completely. It is recommended to allow 28 days as the curing time for new masonry surfaces.

CLEANING Surface should be free from any loose paint, dust or grease. Growths of fungus, algae or moss should be removed by wire brushing and water. In case of areas having excessive dampness use Asian Paints DampBlock to limit further dampness.

When the underlying surface exhibits chalkiness, in spite of thorough surface cleaning, use Asian Paints SmartCare Exterior Sealer.

FILLING FOR CRACKS For filling masonry cracks and gaps on all interior absorbent surfaces, up to 3mm width use Asian Paints SmartCare Crack Seal as per recommended procedure.

Asian Paints Apolite All Protek should not be applied on surfaces / substrates that are subjected to continuous seepage or dampness.

PAINT APPLICATION PROCESS

APPLICATION	CODE	THINNER	DILUTION %	APPLICATION VISCOSITY ¹	RECOATING PERIOD
STEP 1 SANDING SAND THE SURFACE WITH TRUSTAR SANDING PAPER NO. 180 AND WIPE CLEAN					
STEP 2 TRUCARE INTERIOR WALL PRIMER (WT) / DAMP SHEATH INTERIOR BRUSH / ROLLER / SPRAY	0360 5632	WATER	BRUSH + ROLLER 50% - 60%	30 - 40 SEC	6 - 8 HRS
STEP 3 ACRYLIC WALL PUTTY PUTTY KNIFE	1354	WATER	BASED ON REQUIREMENT	N/A	4 - 6 HRS
STEP 4 SANDING SAND THE SURFACE WITH TRUSTAR SANDING PAPER NO. 180 AND WIPE CLEAN					
STEP 5 TRUCARE INTERIOR WALL PRIMER (WT) / DAMP SHEATH INTERIOR BRUSH / SPRAY / ROLLER	0360 5632	WATER	BRUSH + ROLLER 50% - 60%	30 - 40 SEC	6 - 8 HRS
STEP 6 SANDING SAND THE SURFACE WITH TRUSTAR SANDING PAPER NO. 320/400 AND WIPE CLEAN					
STEP 7 FIRST COAT APCOLITE ALL PROTEK ROLLER	1A05	WATER	BRUSH + ROLLER 30% - 40% SPRAY 20%	BRUSH + ROLLER 40-70 SEC SPRAY 90-110 SEC	4 HRS
STEP 8 SECOND COAT APCOLITE ALL PROTEK ROLLER	1A05	WATER	BRUSH + ROLLER 30% - 40% SPRAY 20%	BRUSH + ROLLER 40-70 SEC SPRAY 90-110 SEC	4 HRS

1. As measured through a Ford cup. 2. Recoat period is quoted for 30°C and 50-60% Relative Humidity, these may vary under different conditions. 3. Provide adequate ventilation for application and drying. 4. Do not apply when humidity is greater than 90%. It may cause prolonged drying time of paint and moisture condensation on the walls.

HOW TO CHOOSE COLOURS

Browse through Asian Paints colour tools to help you find the right colour combination

ASIAN PAINTS COLOUR COSMOS



COLOUR WITH ASIAN PAINTS

Visualize colour on your walls with



Scan to know more

APCOLITE SHADE CARD*



*These shades are for reference only. Please refer to the Colour Cosmos for correct shade reference.

ADDITIONAL INFORMATION

POST PAINTING CARE

- > The Golden rule for removing any wall stains is that one should remove it immediately.
- > Remove all dirt using a clean cloth or duster. Always remove dirt from top to bottom, this helps in avoiding loose dirt to smudge the walls.
- > For regular household stains like pencil, tea, coffee, crayons etc, use 5% soap/detergent solution. Use a sponge to remove the stains.
- > In case of tough stains like turmeric, sketch pen, use a mild detergent solution (e.g Pril, Vim Liquid etc) for cleaning the stains.

TECHNICAL DETAILS

a. Drying time: Surface dry time 30 minutes

b. Recoatability: 4 - 6 hours @ ambient condition (25°C/65% RH)

c. Sheen at 85°GH on Glass Plate: <5

d. Flash point: Not applicable

e. Stability of Thinned Paint: Use within 24 hours

PRECAUTIONS

- > Do not apply when ambient temperature is less than 10°C or if the temperature might drop to this level within 4 hours of application.
- > Do not over-thin or over-extend the brush.
- > Tint using Asian Paints machine colourants only.
- > Stir well and strain before use.
- > Tinted paints need thorough shaking immediately after tinter addition as well as before use.

SAFETY FEATURES

- > Kindly refer to the MSDS for Asian Paints Acolite All Protek which gives detailed information on safety measures while handling the paint, which is available on request.
- > Store the container with the lid tightly closed in an upright position, in a cool, dry place.
- > Keep out of reach of children and away from eatables.
- > May be harmful if swallowed. In case of ingestion seek immediate medical attention.
- > Wear eye protection during application. In case of contact with eyes, rinse immediately with plenty of water and seek medical advice.
- > In case of skin contact immediately wash skin with soap and plenty of water. Get medical attention if irritation develops or persists.
- > Do not breathe vapour or spray. It is recommended to wear suitable nose pad during sanding and surface preparation to avoid dust inhalation.
- > **Left-Over Paint Disposal:** Left-over paint/drums should not be disposed in soil/drains.
- > Consumers should consult a local recycling agency for proper disposal of paint/drums.

SAFETY FEATURES

- > Ensure that the surface is dry. Surface Moisture (On moisture meter) is under 16%. In case it is higher, find out the source of water and address it before painting. Allow undercoats to dry sufficiently before applying paint.
- > Ensure the paint is cured for 2 weeks under normal atmospheric conditions. (30°C ; 50 - 60 % RH) prior cleaning of stains.
- > Application of Acrylic Wall Putty and adherence to the painting system will lead to best results.
- > Avoid use of Alkyd Based Primer with Cement Based Putty or filling compounds.

#Please refer to the warranty documents for the product at the Asian Paints Website for further information.

**For waterproofing warranty apply Smartcare Damp Sheath Interior as base coat.