

PRODUCT CODE 0020

## Royale Luxury Emulsion-Shyne

A unique finish that demonstrates diamond like sheen and offers enhanced radiance on your walls.



WATER BASED

**LEAD FREE\* GUARANTEE**

\* All Asian Paints products contain no added Lead, Mercury, Arsenic or Chromium from April 2008.

### PRODUCT BENEFITS

#### LONG LASTING SHEEN

Extra ordinary Silky sheen that lasts long

#### TOUGH TO STAIN

Advanced Surface Protector with Oleo-phobic & Hydro-phobic properties for extreme Stain Resistance

#### HD COLOUR

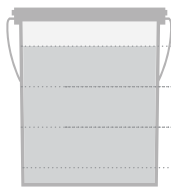
Brightest & Most vibrant shades with ColourBrite Technology

#### 10 YEARS PERFORMANCE WARRANTY

Performance warranty against fading, flaking, peeling and fungus growth.

### PRODUCT FEATURES

#### WASHABILITY



✓ **BEST IN CLASS**

HIGH

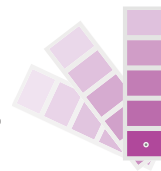
MEDIUM

LOW

#### COLOURS AVAILABLE

# 1750+\*

\*\*Currently available in more than 1750 shades as per the Asian Paints Colour Spectra.



#### FINISH

MATT    LOW SHEEN    HIGH SHEEN    SUPER SHEEN

✓ **SMOOTH**

#### COVERAGE

On normal masonry surface after brushing/roller



**1 COAT**

250-270 sq.ft./ltr\*\*



**2 COATS**

120-140 sq.ft./ltr\*\*

\*\*Actual coverage may vary from the quoted coverage due to factors such as method and condition of application and surface roughness and porosity.

### HOW TO APPLY

#### PRE PAINTING STEPS



**PLASTER** New masonry surfaces must be allowed to cure completely. It is recommended to allow 28 days as the curing time for new masonry surfaces.



**CLEANING** Surface should be free from any loose paint, dust or grease. Growths of fungus, algae or moss should be removed by wire brushing and water. When the underlying surface exhibits chalkiness, in spite of thorough surface cleaning, use Asian Paints TruCare Exterior Wall Primer Sealer.



#### FILLING FOR HOLES & DENTS

In case of dents and holes use Asian Paints TruCare Acrylic Wall Putty or white cement and fine sand in the ratio 1:3

#### PAINT APPLICATION PROCESS

##### APPLICATION

STEP 1  
SANDING

SAND THE SURFACE WITH SAND PAPER 180 AND WIPE CLEAN

STEP 2  
ROYALE WALL  
BASECOAT  
BRUSH / ROLLER / SPRAY

0052

WATER

BRUSH / ROLLER  
SPRAY  
50% - 60 %

BRUSH / ROLLER 30 - 40  
SPRAY 20 - 25

4 - 6 HRS

STEP 3  
TruCare ACRYLIC WALL PUTTY  
PUTTY KNIFE

0064

WATER

BASED ON  
REQUIREMENT

N/A

4 - 6 HRS

STEP 4  
SANDING

SAND THE SURFACE WITH SAND PAPER 180 AND WIPE CLEAN

STEP 5  
ROYALE WALL  
BASECOAT  
BRUSH / SPRAY / ROLLER

0052

WATER

BRUSH / ROLLER  
SPRAY  
50% - 60 %

BRUSH / ROLLER 30 - 40  
SPRAY 20 - 25

4 - 6 HRS

STEP 6  
SANDING

SAND THE SURFACE WITH SAND PAPER 320 AND WIPE CLEAN

STEP 7  
FIRST COAT  
ROYALE LUXURY EMULSION-SHYNE  
FELT ROLLER\*

0053

WATER

ROLLER 30 - 40

FELT ROLLER 24 - 40

4 - 6 HRS

STEP 8  
SECOND COAT  
ROYALE LUXURY EMULSION-SHYNE  
FELT ROLLER\*

0053

WATER

ROLLER 30 - 40

FELT ROLLER 24 - 40

4 - 6 HRS

1. Measurements using a measuring cup. 2. Recoat period is quoted for 25°C and 50% Relative Humidity, these may vary under different conditions.

## HOW TO CHOOSE COLOURS

Browse through Asian Paints colour tools to help you find the right colour combination

COLOUR SPECTRA FAN DECK\*



ROYALE  
INSPIRATION BOOK



ROYALE  
SHADE CARD



\*These shades are for reference only. Please refer to the Colour Spectra or Colour Palette for correct shade reference

## ADDITIONAL INFORMATION

### VOC CONTENT



**LOW VOC  
CONTENT**

### PRECAUTIONS

- > Do not apply when ambient temperature is less than 10°C or if the temperature might drop to this level within 4 hrs of application.
- > Do not over-thin or over-extend the brush.
- > Tint using Asian Paints machine colourants only
- > Stir well and strain before use.
- > Tinted paints need thorough shaking immediately after tinter addition as well as before use.

### POST PAINTING CARE


- > The Golden rule for removing any wall stains is that one should remove it immediately.
- > Remove all dirt using a clean cloth or duster. Always remove dirt from top to bottom, this helps in avoiding loose dirt to smudge the walls.
- > For regular household stains like pencil, tea, coffee, crayons etc, use 5% soap/ detergent solution. Use a sponge to remove the stains.
- > In case of tough stains like turmeric, sketch pen, use a mild detergent solution (e.g Pril, Vim Liquid etc) for cleaning the stains.

### SAFETY FEATURES

- > Kindly refer to the MSDS for Asian Paints Royale Luxury Emulsion- Shyne which gives detailed information on safety measures while handling the paint, which is available on request.
- > Store the container with the lid tightly closed in an upright position, in a cool, dry place
- > Keep out of reach of children and away from eatables.
- > May be harmful if swallowed. In case of ingestion seek immediate medical attention.
- > Wear eye protection during application. In case of contact with eyes, rinse immediately with plenty of water and seek medical advice.
- > In case of skin contact immediately wash skin with soap and plenty of water. Get medical attention if irritation develops or persists.
- > Do not breathe vapour or spray. It is recommended to wear suitable nose pad during sanding and surface preparation to avoid dust inhalation.
- > Do not pour leftover paint down the drain or in water courses.
- > In the event of spills, contain spillage using sand or earth.
- > No added Lead, Mercury or Chromium compounds.

### TECHNICAL DETAILS

- a. Drying time: Surface dry time 30 min
- b. Flash point IS101/1987 Part 1, Sec 6: NA
- c. Stability of thinned paint: To be used within 6 - 8 hours



For enquiries, feedback and complaints, please call toll-free number **09612003355** or write to us at **weassure.apbl@asianpaints.com**

## Asian Paints Bangladesh Ltd.

**Head Office:** The Pearl Trade Centre (PTC), Cha-90/3, Progoti Sarani, North Badda, Dhaka - 1212. Phone: 09612003355

**Factory & Registered Office:** Gazipur Factory - Plot# 317 & 757, Bahadurpur, Gazipur-1703 | Mirsarai Factory - Plot # 36, Zone 6, Mirsarai Economic Zone, Bangabandhu Sheikh Mujib Industrial City, Chittagong - 4324