

PRODUCT CODE F0100

Royale Health Shield

Royale Luxury Emulsion Health Shield is a revolutionary indoor paint equipped with Silver Ion Technology which kills 99% of infection-causing-bacteria on the painted surface; providing a more hygienic environment at home.

PRODUCT BENEFITS

Silver Ion technology: Ability to kill 99% of infection-causing-bacteria on painted surfaces within 2 hours of exposure. Reduces possibility of respiratory infections and skin sensitization.

Tough to stain: Advance surface protector with Oleo-phobic and Hydro-phobic properties for extreme stain resistance.

Helps purify air: It neutralises indoor air pollutant like formaldehyde and makes the indoor air healthier to breathe.

Best in Class Finish: Royale Health Shield provides a luxurious finish and a silky glowing appearance to your walls.

3 years bacteria killing warranty: Exceptionally long lasting bacteria-killing warranty.

10 years warranty: Performance warranty against fading, flaking, peeling and fungus growth



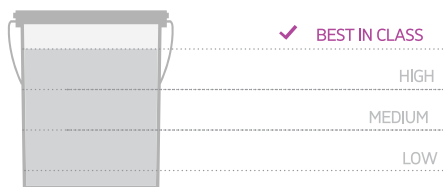
WATER BASED



SILVER ION TECHNOLOGY

PRODUCT FEATURES

WASHABILITY



AVAILABLE PACKS



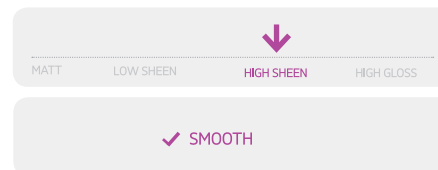
Shelf life: 3 years from date of manufacture in original tightly closed containers away from direct sunlight and excessive heat.

COLOURS AVAILABLE

+1750 shades *

*Currently available in +1750 shades as per the Asian Paints Colour Spectra

FINISH



Refer to sheen levels in technical details.

COVERAGE

On smooth masonry surface by brushing

1 COAT
270 - 290 sq. ft./ltr**

2 COATS
135 - 145 sq. ft./ltr**

**Actual coverage may vary from the quoted coverage due to factors such as method and condition of application and surface roughness and porosity.

HOW TO APPLY

PRE PAINTING STEPS



PLASTER New masonry surfaces must be allowed to cure completely. It is recommended to allow 28 days as the curing time for new masonry surfaces.



CLEANING Surface should be free from any loose paint, dust or grease. Growths of fungus, algae or moss should be removed by wire brushing and water. In case of areas having excessive dampness use Asian Paints DampBlock to limit further dampness.



When the underlying surface exhibits chalkiness, in spite of thorough surface cleaning, use Asian Paints SmartCare Exterior Sealer.



FILLING FOR CRACKS For filling masonry cracks and gaps on all interior absorbent surfaces, up to 3mm width use Asian Paints SmartCare Crack Seal as per recommended procedure.

Asian Paints Royale Health Shield should not be applied on surfaces / substrates that are subjected to continuous seepage or dampness.

PAINT APPLICATION PROCESS

APPLICATION	CODE	THINNER	DILUTION %	APPLICATION VISCOSITY ¹	RECOATING PERIOD
STEP 1 SANDING SAND THE SURFACE WITH SAND PAPER 180 AND WIPE CLEAN					
STEP 2 ROYALE WALL BASECOAT BRUSH / ROLLER / SPRAY	0025	WATER	BRUSH + ROLLER 50% - 60%	30 - 40 SEC	4 - 6 HRS
STEP 3 ACRYLIC WALL PUTTY PUTTY KNIFE	1354	WATER	BASED ON REQUIREMENT	N/A	4 - 6 HRS
STEP 4 SANDING SAND THE SURFACE WITH SAND PAPER 180 AND WIPE CLEAN					
STEP 5 ROYALE WALL BASECOAT BRUSH / SPRAY / ROLLER	0025	WATER	BRUSH + ROLLER 50%-60%	30 - 40 SEC	4 - 6 HRS
STEP 6 SANDING SAND THE SURFACE WITH SAND PAPER 320 AND WIPE CLEAN					
STEP 7 FIRST COAT ROYALE HEALTH SHIELD ROLLER	5664	WATER	BRUSH + ROLLER 30% - 40%	BRUSH + ROLLER 20 - 40 SEC SPRAY 20-25 SEC	4 HRS
STEP 8 SECOND COAT ROYALE HEALTH SHIELD ROLLER	5664	WATER	BRUSH + ROLLER 30% - 40%	BRUSH + ROLLER 20 - 40 SEC SPRAY 20-25 SEC	4 HRS

1. As measured through a Ford cup. 2. Recoat period is quoted for 30°C and 50-60% Relative Humidity, these may vary under different conditions. 3. Provide adequate ventilation for application and drying. 4. Do not apply when humidity is greater than 90%. It may cause prolonged drying time of paint and moisture condensation on the walls.

HOW TO CHOOSE COLOURS

Browse through Asian Paints colour tools to help you find the right colour combination

COLOUR SPECTRA FAN DECK



ROYALE HEALTH SHIELD SHADE CARD*



*These shades are for reference only. Please refer to the Colour Spectra or Colour Palette for correct shade reference

ADDITIONAL INFORMATION

VOC CONTENT




Royale Health Shield does not contain carcinogens, mutagens, or reproductive toxins. Any trace contaminants are less than 0.01% by weight.

POST PAINTING CARE

- > The Golden rule for removing any wall stains is that one should remove it immediately.
- > Remove all dirt using a clean cloth or duster. Always remove dirt from top to bottom, this helps in avoiding loose dirt to smudge the walls.
For regular household stains like pencil, tea, coffee, crayons etc, use 5% soap/detergent solution. Use a sponge to remove the stains.
In case of tough stains like turmeric, sketch pen, use a mild detergent solution (e.g Pril, Vim Liquid etc) for cleaning the stains.

TECHNICAL DETAILS

- Drying time: Surface dry time 30 minutes
- Recoatibility: 4 – 6 hours @ ambient condition (25°C/65% RH)
- Sheen at 60° : 15 – 20 units
- VOC (ASTM D 3960): < 50 gm/lit
- Flash point: Not applicable
- Stability of Thinned Paint: Use within 24 hours



PRECAUTIONS

- > Do not apply when ambient temperature is less than 10°C or if the temperature might drop to this level within 4 hours of application.
- > Do not over-thin or over-extend the brush.
- > Tint using Asian Paints machine colourants only.
- > Stir well and strain before use.
- > Tinted paints need thorough shaking immediately after tinter addition as well as before use.

SAFETY FEATURES

- > Kindly refer to the MSDS for Asian Paints Royale Health Shield which gives detailed information on safety measures while handling the paint, which is available on request.
- > Store the container with the lid tightly closed in an upright position, in a cool, dry place.
- > Keep out of reach of children and away from eatables.
May be harmful if swallowed. In case of ingestion seek immediate medical attention. Wear eye protection during application. In case of contact with eyes, rinse immediately with plenty of water and seek medical advice.
In case of skin contact immediately wash skin with soap and plenty of water. Get medical attention if irritation develops or persists.
Do not breathe vapour or spray. It is recommended to wear suitable nose pad during sanding and surface preparation to avoid dust inhalation.
Left-Over Paint Disposal: Left-over paint/drums should not be disposed in soil/drains. Consumers should consult a local recycling agency for proper disposal of paint/drums.

SAFETY FEATURES

- > Ensure that the surface is dry. Surface Moisture (On moisture meter) is under 16%. In case it is higher, find out the source of water and address it before painting. Allow undercoats to dry sufficiently before applying paint.
- > Ensure the paint is cured for 2 weeks under normal atmospheric conditions. (30°C ; 50 - 60 % RH) prior cleaning of stains.
- > Application of Acrylic Wall Putty and adherence to the painting system will lead to best results.
- > Avoid use of Alkyd Based Primer with Cement Based Putty or filling compounds.

Asian Paints Bangladesh Ltd.

Head Office: The Pearl Trade Centre (PTC), Cha-90/3, Progoti Sarani, North Badda, Dhaka - 1212. Phone: 09612003355

Factory & Registered Office: Gazipur Factory - Plot# 317 & 757, Bahadurpur, Gazipur-1703 | Mirsarai Factory - Plot # 36, Zone 6, Mirsarai Economic Zone, Bangabandhu Sheikh Mujib Industrial City, Chittagong - 4324